
Mat: Medica:

William P. O. Whitwell



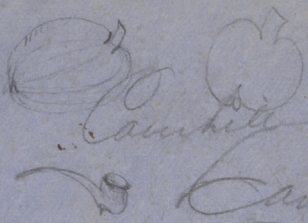

William P. Olcott Whitwell
Philipsburg
Canada East

Canada
East





N.Y.
N.Y.
N.Y.
Vermont
Missouri
N.Y.
Mississippi
Mississippi
Mississippi
Mississippi
Iowa
N.Y.
Mass
Mass
Mass
Mass
Mass
Mass
Mr
Mr
Mr
Canadian
Canadian
Hydraulic Ponds



W. P. O. Whitwell.
McGill College
185 Montreal. 1850.

William P. O. Whitwell

Wm P O Whitwell

St Armand West

St. Armand W

Philipsburg

William P. O. Whitwell

Missisquoi C.

James McCarty C.E.

William Whitwell
Montreal

Montreal
Montreal

Notes on
Surgery, Materia Medica,
Practise Medicine, & Chemistry
& in this book

Your
William P. O. Whitwell most
Obdt
Carbonate &c. humble Sct.

William P. O. Whitwell,
William P. O. Whitwell.

Lois Naylor May 9/67 CG

ammoniac 61 anthemis 73 acorus 98 armorac 98

A aloes 13 amylum 23 arrow root 31 assafoetid 64

B bread 27 barley 31 bean 35 Buchu 99

C cubb 1 colocynth 67 cannabis Ind 74 Columbo 100 ol. crotan

D Digitalis 77 cascarilla 101 cuspara 102

E Elm 58 Enemata 64 extracts 71 elaterium 82

F figs 10

G granatum 38 guaiacum 47 galbanum 62 gentian 83

H humulus lupulus 89

I iceland moss 36 infusions 98

J juniper 52 jalap 85

K krameria 88

L laurel 4 liquorice 11 logwood 40 lactuca 88

M myrrh 21 mezereon 50 matico 103

N

O oats 29

P 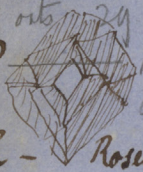 prunus 11 pea 35 pareira 42 plasters 60

Q quince 37 quassia 90

R – Roses 2 Rue 3 Rice 33 raisins 41 Rheum 91

S scam.ᵃ 4 Senna 7 sago 34 sarsap. 43 sassafras 52 stramon 95 scoparium 52 senega 55 styrax 96 serpent. 104

T tapioca 30 taraxac 54 tormentil 58

U uva ursi 59

V Valerian 104

W wheat 26 wintergreen 37

Aut. Fact. gr. iij

Pr: Camphor. –

Vin. Ipecac āā ʒiv

Water — ℥iv

K Dose: Om. calliopea-

pul. ecc. pimentum.

Dr. Campbell

Punctured wounds - formidable on ac of wounds of vessels & more liable to inflamn - inflicted with pointed instrument -

Treatment. Cold ~~bandages~~ - dressing or warm poultices if inflam. sets in. sometimes made into incised wound.

Contused wound - Prod. by blunt instt rough & irregular - edges blue (turned in) caused by congestion of blood.

Treat. Water dressing - bring edges together ~~[illegible]~~ plasters. or bandages to keep edges of wound in apposition & apply cold in 1st instance - when wounds sloughs apply hot fomentation - & treat. for weak ulcers. string wash.

Lacerated wound. from machinery. not much bleeding:

Treatment. Remove foreign bodies - & wash out wound - plasters. & cold dressing.

Gunshot wounds. For shock give stimulants if severe.

Surgery Jan 12th Tuesday 1858.

Gun shot wounds
accompan^d by shock - when does it
yield to ordinary stimulants sign of
danger - wound sh^d be explored - bullet
extracted if possible: if oper^n dangerous
left until suppuration sends bullet or slug to sur-
face - hemorrhage sh^d be arrested - ligature
lung is wounded blood vomited
collapse - apply antiphlogistic - give
ear lead & opium - Close wounds in
domen & trust to absorption: Wounds
intestines &c dangerous from hemorrhage
unded bowel indicated from discharge
blood by stool - Treat. Rest, starvation
reign bodies often driven into wounds,
om fire arms - bullet passed per
ctum - piece of cloth an inch in length
also of bone passed by the urethra
se got well. Wounds serious from
shots. 1 Shock 1 to 6 h. Pale counten^e Cold skin
le pulse. 2. Return of strength 8 to 12 h. after 5
nflam^n may terminate in gangrene
suppuration - Amput^n primary
condary - in 2 or 4 stage

Surgery Jan 12th Tuesday 1858.

Gun shot wounds
accompan^d by shock - when does it yield to ordinary stimulants sign of danger - wound sh^d be explored - bullet extracted if possible: if oper^n dangerous left until suppuration sends bullet or slug to surface - hemorrhage sh^d be arrested - ligature if lung is wounded blood vomited collapse - apply antiphlogistic - give sugar lead & opium - Close wounds in abdomen & trust to absorption: Wounds of intestines &c dangerous from hemorrhage wounded bowel indicated from discharge of blood by stool - Treat. Rest, starvation Foreign bodies often driven into wounds, from fire arms - bullet passed per rectum - piece of cloth an inch in length & also of bone passed by the urethra case got well. Wounds serious from gun shots. 1 Shock 1 to 6 h. Pale counten^e Cold skin feeble pulse. 2. Return of strength 8 to 12 h. after 5 3 Inflam^n may terminate in gangrene 4. Suppuration - Amput^n primary or secondary - in 2 or 4 stage

Primary Ampt.ⁿ 3 time as successful as Secondary. In naval practice Amputation may b. perfd. before depression or nervous shock. Sh. patient not fully within 24 hours altho' Stim.ˢ have been used danger is great.

Some varieties wh. demand amputation
When bones much shattered & soft parts much bruised. Amput.ⁿ of thigh high up very unsuccessful in army practice more successful in civil practice.
When princp.ˡ arteries injured with laceration of soft parts. Wind contusions. soft parts mashed. Wounds of knee joint have proved fatal immed.ˡʸ from shock. When two limbs need amputat.ⁿ may be performed without risk. Ragged lacerated wounds from shells stones & frequently demand amputation.
Poisoned wounds. 3 Classes. 1 Exist naturally in animals. 2 Which result from poisons after death, dissection 3 In diseased animals. Hydrophobia

Bite from insects Remove sting & apply cold in water with a
A strong solu^n of common salt or liquor
Ammonia - & Potassa - antidote.
Puncture wounds & use
Cupping glass if ~~wound~~ bite are severe
Bites from serpents. Limb swells - &
inflam^n then depression of spirits -
sickness - occur almost immediately
after bite. Case occurred fatally within
an hour from bite of Cobra de Capella
in London. Treat - Local & general
tie ligature ~~around~~ above wound very
tightly; till becomes blue beneath -
make incisions into wound below
bite & suck out poison - immediate treat
If surgeon near apply Cupping Glass
Stimulants: Ammonia or Carbon -
with Brandy. 2 or 3 grs every 10 or 15
minutes. Arsenic powerful remedy
3 doses of Fowler's solution given with
success; every 20". Local. Poultices
warm. hot lotions - sugar of lead
& opium. 5 or 10 grs. Carb Amma. every 10'
for as stimulant

Wednesday 13th 1858

Dissection Wounds - often dangerous from introduction of deleterious fluid into circulation, Those who have dung from Puerperal diseases occasion dangs. wounds when poison is introduced into cut. Inflammation: weakly sacs contain fluid red lines in surface - if disease advances shivering - bounty of bile on phlegmon's erysipelas or gangrene often result. Owing to diseased state of system generally, slight punctures more dangerous than cuts. Precautionary measures - suck if it bleeds, or if not make a cut & wash well, then apply Caustic & plaster. leeches - hot solution of sugar of lead - antiphlogistic, Calomel & opium in first stage - aft.ds of patient sinks Stimulants Ammonia, Chl. Potass. Opium - Purgatives & Dovers Powders if sickness occur from long

Those subjects who die from fevers typhus, puerperal, or inflammation peritonitis &c most dangerous. N.B.

Confinement in dissection Room with pubescent bodies. Exercise.

Hydrophobia, very dangerous.

Modus operandi of poison not v. well known. Symptoms similar to Tetanus - Spasmodic contracⁿ. with rigidity of voluntary muscles. When muscles down back are contrac. body drawn back: Opisthotanus or pleurothot.. former more common: trismus or lock jaw when confined to lower jaw. tetanus, (i idiopathic) ii traumatic latter' acute (rarely cured) & ii chronic, often cured i usually fatal. Chronic usually curable Traumatic usually 3 or 4th day proves fatal usually, First symptom stiffness in back of neck: next difficulty in swallowing & falling at root of tongue - of severe opisthotonos or drawing back Deglutition accompd. by convulsive efforts. Disease extends down spine - Pain complained of -

Pain at bottom of sternum - darting to back. Jaws usually remain inseparably closed, As disease increases - Spasm & rigidity greater Muscles of abdomen become affec^d hard & unyielding - Muscles of fingers rarely ~~are~~ affected. of upper arm are. Muscular Contractions attended with gr. pain & with relaxations Pulse hurried & irregular. Breathing - do in attack Urine voided in small quant. Costive, Rarely delirious till last. Patient usually dies in Convulsions or from exhaus^n. Tetanus connected with nerves. Commences above & descends & afterwards extremities. Must be regarded as irritation in whole spinal ~~cord~~ system prod. by local irritation at end of nerve & reflex action. Produced often by wounds from rusty nails &c blunt instru^ts.

Paroxysms return every 10' or 15' and oftener as disease approaches end. Rigidity throughout.

If patient lives to 9th day usually recovers. Treatment.

Local & constitutional. (Well to make free deep incision on cardiac side of wound soft emollient poultices.

Croton oil, one or 2 drops with Syrup

Narcotics, Opium has been given in very large doses. 3 grs Extract or 30 drops of Cannabis Indica every 1/2 hour till parm

Tobacco Enema - Hot bath 100° to 110° in wh an ℥ Tar. Emetic has been dissolved

Cupping to spine - of patient is plethoric. Total seclusion.

Blisters - 1/2 gr. morphia mixed with sugar sprinkled on, blistd surface. Nourishment given from commencement - if natural cannot swallow give injections. Miller recommends ice to spine. Chloroform relieves spasms

Thursday - 14th Jan.

Hydrophobia - caused by bite of mad dog generally: introduction of poison into wound - often when dog is apparently in good health. Communicated by saliva even on abraded surface in hand e.g.

communicated from man to dog - never
comm^d. from man to man. Bite wound
of rabid animal not always causes
Hydrophobia. Bites of rabid wolves very
dangerous. 18 fatal cases out of 24 in
Rochelle. Dogs more susceptible of the
inoculation by this disease. Season of the year of no a/c.
Great Majority of individuals attacked
by Hydrophob. between 30 & 50 day.
from bite. 12 m^s. utmost limit in
wh. bite can be dangerous according
to Hunter. When Constit^n effects then
Remains before wound is healed
it becomes inflamed secretes canine
Matter. First Symptoms. Great
restlessness &c. serious Symptoms.
marked. 1st Stage no dread of fluids
appetite but Duration v. short - day
or two or 4. 5. 2nd stage Commences
with dread of fluids - convulsions
on attempt to swallow liquid.
Some patients will swallow jiuces
fruits. Bowels generally bring on

Arg. No 5

convulsions suffering &c. Fluid generally vomited - with tough mucus. In latter stage pulse hurr'd. respir. laborious & convulsions frequent. Generally dies from convulsions or exhaustion. Cortex brain not much changed. Patient rarely lives 4 days after hydrophobic stage - most common 2 to 4 days. Hydrophob. jaws usually in const. motion to get rid of ropy mucus: muscles during interval entirely relaxed. not so in Tetanus - in latter water is not dreaded - & comes on soon after wound: Hydrophob. involves brain & sp.l system: only latter concerned in Tetanus. Hydrophob. regarded as incurable. Prevention therefore of utmost importance. Treatment wound sh. immediately be cut into or excised. washed with warm water - punctured and Nit. Arg. app'd. resembles Treat. for bites of serpents. Treat. after Hydrophobia has commd. resembles that for Tetanus -

Inoculation from disease of glands in horses. Tumors under skin - discharge takes place from nostrils 14 or 15 days more & upper lips become erysipelatous & inflamed latter attended with low fever or irritation typhoid fever. Stimulants wine broth opium poultices, washes, creasote, purgative evacuating abscesses as they form.

Friday 15th Jan 7/58.

Burns & Scalds & injuries fr. cold often fatal (1) by Shock (2) By profuse discharge. 6 Divisions. 1 Redness & efflorescence species of erythema 2. Swelling & effusion of serum, & much const disturbance difficulty of breathing often. Phlectinia are the vesicles formed by burns are intensely painful.

3. Surface So injured that ulceration follows. disord stomach.

4 Eschar - color - get black - charred - appearance of surrounding parts - Shrunken

& drawn into radiated folds, insensible but surrd.s parts very painful, vitality of part destroyed, Sloughing to separate.
Burns or Scalds
Most dangerous to children - as convulsions apt to accompany them. (Inflam. of duodenum) common accompaniment - congestion of lungs or Bronchitis - hurried & wheezing breathing - discolor.n of lips - noisy coring rales heard over chest.
Collapse. Pulse low & prostrated extremities cold - stomach - vomiting. Treat. Stimulant opium full dose. Local Treat. If burns large, sprinkle on flour - apply cotton wool. = pts Lime Water, Linseed Oil, & Turpentine
Common burns. Keep hand in cold water, for several hours. In cicatrization excessive contraction of muscles guarded against.
Injuries fr. Cold. Constit.l effects - Inclination of sleep - congest.n of blood in internal organs.
Treat. Taken into cold room & apply friction If able to swallow wine & warm water. Care taken afterw.ds to prevent inflam. of lungs or brain So restore frozen part apply cold & afterw.ds apply cotton wool & bandage.

Injuries pr. Cold

Tuesday 19th Jany /58

Chilblains arise from fullness of circul^n. & exposure to cold: gen^ly. extremities 2^d. variety - cuticle becomes detached - serum formed underneath. 3^d. var^y. ulceration, discharge. ichorous. women & children more subject. When chilblains are formed may be blackened with Nit. Arg. 31 to ℥ HO. or Tinc Iod. when they recur rub the feet with camphorated oil - mustard - & turpentine Tinc Myrrh. Soap Lin. & Goulard Ext. Equal parts. when skin is unbroken - when it is touch margins with Nit. Arg. if ulceration then poultices them. warm water & oil silk & red wash

Injuries of bones.

Bone. more readily repro^d. than any another organ: changes wh. bones undergoe at first slow. - bones cov^d. with periosteum. which embraces bone. bones usually unite by primary union secretion of earthy matter takes

place slowly. Effusion of blood 1st thing wh. occurs after fracture: arteries begin to deposit ossicles - provisional callus thrown out.

Divided into 5 period: During 1st stage blood is thrown out: at end of 10th day swelling ceased - 2d particles of bone thrown out without & within - 3d from 25 to 40 day. bony callus becomes ossified.

4. from 6. to 7 week. to 5 month. Provisl. callus ossified & in

5. Provisl callus disappd & union complete. Paget says that provisional callus not necessary when bones kept perfectly motionless & joined.

Diff. bones require diff. times for union upper extremities 6 weeks of clavicle or ribs a month.. accordg to age & state of health. Tibia 6 or 7 or 8 weeks. bones broken by strain & by mord. action of Muscles.. In children

In old people

i Simple ii Compd. iii Communited iv Complicd.

i. when there is no wound extending down to broken bone: ii when wound extends from surface to broken bone by end

iii When bone is broken in several pieces.
iv. When ~~disease~~ fracture is complicated with other disease. Syphilis scrofula cancer & scurvy
Disease wh. weaken bones. Old age.
fracture of cranium & pelvis dang.
of spine - comp.d infinitely more serious than simple - if health is very low
good union hardly expected.
Symptoms. displacement of fragments
deformity may be angular or rotatory
and riding prod.s shortening & elongation rare in scapula
Fracture attend with loss of power
great pain - & twitching of muscles
& swelling - of 2 kinds. seen in inside
of thigh.
Diagnostic. Retinnatural mobility at site
of fracture. Crepitus: examination thers.
Chloroform if necessary
Treatment Bring divided parts together
as soon as possible. overcome contraction by gradual extension: splints
consist of wood, iron, pasteboard &c.
with pads cotton wool or lion. Reduce
fracture, keep limb steady - for upper
extremities gutta percha - leather or

strong pasteboard - ought to be long enough to command whole length of limb or neighbouring joints. Some fracture require 4 splints - never less than 2. In fracture of upper extrem. sling employed. Slanked or gum bandage or plaster. Rare fracture perfectly reduced - Slank not applicable till bones have been some days set: some surgeons use it from 1st. Obviate constipation but never purge in fracture of lower limbs. When pain occurs ascertain cause. -

Wednesday 20th Jany 1858

Compd. fracture: ascertain if limb can be saved. if much bruising & bad fracture amputation is reqd. Reduce ~~limb~~ dis & bring it into simple fracture. Return end of bone or saw off end - if long best plan & then return it - bring edges of wound together & apply splints so that wound can be dressed if wound suppurates - not punctuous if abscesses open them & remove exfoliations. Fractures so ~~[illegible]~~ from variety of causes. Rub edges of bone together briskly & apply starch bandages - if fibrous growth has taken place apply setons: wh. remains in situ & stimulate ligament to deposit bone: generous diet. Fracture of nasal bones. displacement usually inward - ought to be watched: bone forced out by directing up nostril - antiphlogistics appd. - remove spicule. Lower jaw: when teeth perfectly sound twist wire around adjos. teeth apply 4 tailed bandage. Patient must live on spoon diet 4 weeks. broth & liquid food.

Thursday 21st Jany/58

Fracture of spine. trivial & import.
usually speaking fractures serious.
irregularity of spine symptoms vary
accord.g to situat.n of fracture —
Paralysis — incontinence of urine
priapism occasionally: there may
be retention of urine & involun.y dis-
charge of faces — Kidneys secrete
a large ant. of ammoniacal
urine & mucus: bed sores —
if import fracture & injury to
spine great prognosis unfavbl.
To remove fracture place patient
on hard matrass — & a belt surr.g
patient & on ea. side of spine
gutta percha or leather or wooden
Splint colaid.g, sew up splints in
flannel bandage: if paralysis
of bladder — Nitro-Muriatic acid
3 times a day in bitter infusion
Other symptoms — crepitus great pain
swelling, mobility. When upper dorsal
or lower cervical — difficulty of breath
paralysis arm.

If cervical high up patient dies in an hour or two. from paralysis of phrenic wh. goes to diaphragm. fracture of spine often produces ramollissement. Pressure on cord & its membrane. Careful reduction of displacement - mod. antiphlogistics at 1st. If patient recovers Electricity or stretch. must be used

Fracture of Ribs

The central Ribs from 3 to 8 most frequently broken: Displacement takes place in 2 ways upwds & inwards - generally the latter & lungs injured - spicule generally wound pleura; severe pain at site of injury - one lung does all duty. place your hand on part & have patient breath hard - crepitus felt & sudden stoppage of breath. Spitting blood; teaging Cough - emphysema frequent symptoms felt by palpation & pressing upon chest. absorption ind'd; or remove air by puncture. Apply bandages to ribs & compress to sternum if pulse rises & blood spitted up. bleed.

Tar. Emetic 1/8 of gr. to 1/4 every hour or two drop of sol. of Morphia - Aconite. Rest low diet

Fracture of Sternum. Rarely broken as it yields - has an elastic ~~bone~~ ibed very similar to fracture of ribs. May be attended with wound of pleura & lung or may not. Same treat. as fracture of ribs.

Fracture of Clavicle. Receives impulse of blows of chest. usually breaks about great curvature. often indirectly - from falling on edge of shoulder. Symptoms.

if Clavicle is fract. internal to Coste ligament Symp very obvious. Shoulder falls down gilt pectoral & tustes. dorsi help to draw it down nearer. middle line than sound one on inch. Pect. mix. & sul clav. draw it in. Pat. nearly always supports broken side - head low. Run finger along Collar bone & depression felt. No crepitus till displacement is reduced. Troublesome fracture to treat. Keep shoulder out. up & back: Common hdkf & bing

& broad bandage around Chest. Thick compress under axilla - as pulerina to keep limb well up.

Friday. 22nd January, 1858

Fractures of Scapula. of body rare as it is well covd by muscles spinatus, teres minor, &c. keep arm in a sling & apply broad bandage. Acromion process. frequently broken. Symp. Inability to raise arm (deltoid loses its power -) or great pain. If finger is run along spine depression at fractd part - Clavicle drawn a little downwards & forwards: ~~neces~~ Crepitus discd when arm is raised & rotation of joint perfmd.

Treat. Support elbow in a sling (object relaxn of deltoid) union nearly always ligamentous. No pad wanted in axilla.

Coracoid process, rarely fractd. (Pect. Min. Short head of biceps & coraco brachialis attached) When fractd.

Pain & abscess of process.

Treat

Relax muscles by placing hand of broken limb on other shoulder - & bind. ligamentous union will only take place: Fracture of Neck of Scapula, glenoid cavity broken up often - scarcely

bone felt in axilla.
Glenoid Cavity & humerus drops into Axilla
Arm longer than natural. hollow under
acromion - elbow held a little from side
Diff. between discolation of humerus -
former removed with great ease & easily
returns again (not case with discolat
of humerus) & crepitus disc'd.
Treatment. Pad in axilla. thin end
down & thick up. bandage arm from
fingers to shoulder - sling on arm.
Fractures of Humerus. Frac. of
Anatomical neck possible but not
common. if impacted fracture good sign.
antiphlogistics - to joint, elbow in a sling
& arm to side. Fracture thro'
epiphysis. in v. young. head remains
in its place & shaft carr'd forw'd &
rest on cancoid proc. of scapula
Shoulder joint broader than nat'l
no flattening of shoulder. arm short'd &
elbow projects backwards, & deformity
returns when manipulation free & with-
drawn. Treat. splint & pad in axilla
bandage to arm bind splint & arm
together. put wrist in a sling
In fract. of humerus never put elbow in
sling.

Fracture of Surgical neck of humerus
Surg. neck an inch long.
Symp. Head of bone remain in situ. Cat
Shaft drawn inwards. towards axilla
or ribs - elbow sticking out from side
want of continuity at fract'd surface
Capitis. Put hand on head of joint
& rotate lower part of limb, the former
remains stationary. Muscular contract.
taken into consideration. Deltoid draws
limb up: Cat. dorsi behind. fract. easily
set - Treat. apply splint on outer
side of arm thick pad on inner side
Mag. Shape 2½ in. at ~~outer~~ upper part
apply gutta percha or leather around
arm.

B

~~Wednesday~~ Tuesday. 26th 1858.

Fr Mr Wood pp

Fractures of humerus. of head & shaft & lower part around elbow joint

fracture of internal condyle of humerus.

— external do rare

fractures of olecranon process of ulna.

patient loses power of voluntary extend for arm. fract. of coronoid process of ulna rare

sym. discolation backwards. (Wednesday 27th/58

Fractures of Ulna. Rarely happens that it is broken alone. often by indirect violence. symptoms.

Never apply bandages to fracture of fore arm: directly get object to preserve interosseus space of its angl size. never use jointed splint apply a thick compress behind splints ought to extend (that along palm of hand) to end of fingers & bandage to end ~~One underneath~~ palm hand placed against chest. ulna infr. bone. one splint from back knuckles to end of joint.

Grade at site of fracture.

Bactons fracture into joint. oblique fracture.

Frac of Radius. Sympt.. excessive pronation of hand: frac. of R. near neck rare: disc^d by placing hand on process at end-m.

Frac. of R. nr. cen. common. Symp. pec. extreme pronation of hand, immense disprop^n between inf^r & sup^r part of limb. Pronator Quad. gr. cause of displac. pulls broken frag. in contact with ulna. Method of setting. Pad behind & in front pull at thumb. & bend wrist down. apply band go only as far as wrist. hand all^d to hang down between wrist.

Colle's fracture 3/4 2 in. of joint. Splint o^r. to reach to roots of fingers so that they may have play. Sym. hand driven backwards tones of fore arm stick out upon front of wrist joint. Crepitus disc^d - free req^d in extension, wad splints well.

Deformity can be removed within a week or ten days: give Chlor of oon if necessary both bones of fore arm occas^ly broken. Same tendency of Pron. Quad pads & splints inf^r. & behind knuckles behind & roots of fingers in front, not necessary to secure fingers where frac. nr. wrist

frac. of bones of wrist. carpus. 8 phil usually appd. along. palmar aspect Inflam. kept down by leeches & cold lotions, back of hand left bare for lotions.
Phalanges sometimes broken

Thursday 28th Jany /58

Frac: of Pelvis. may take place from heavy wts. or severe falls. If ilium is broken - & no injury to internal organs - frac. treated as another. readjustment of fragments & broad bandage around loins, in bed for 6 or 8 weeks. Occasionally ascend'g ramus of ischium broken - in female introduce fingers into vag^a. & replace bone & into rectum in male.
Frac. of ~~Humerus~~ Thigh.
3. high up. within caps^l. lig^t. frac. exter. to this ligam^t. & frac. thro' trochanters
In intracapsular frac:
Met with more freq. in women - & in advanced life, over 50. ~~In~~

females neck more slender + angle more rectangl. + as patient advances in life - becomes more rectangl.r. broken by indirect violence of trivial amt.

Sympts. head of bone in situ + lower frag. drawn upwd. by means of muscles first symp. Shock: lay patient on back + compare length of limbs: Shortening of limb only ½ in or 2 inches + returns again. Toes turned outwds. Pain only slight unless you attempt to move limb: Compare two trochanters + rotate limb in sound one large circle descd. in injd. turns on its own axis, no grt. amt. of swelling: Crepitus disc. to hen leg is extended, so shortening is and one.

Inversion of toes occasional symptom.

Trochanter drawn nearer spine of ilium

Projection of Trochanter less.

In very old union v. improbable upper frag. of bone only nourished by a small artery: Synovial fluid thrown out to so great an extent as to render union impossible. False joint usually occurs. Bony union occurs in young freq.

~~Frac. of~~ Extra capsular frac
bony union common. frac. v. apt
to be impacted - ~~spi~~ in young frequently
Symp. Shortening. may be very little 1/4 in.
Often impaction does not occur
frac. evident - Symps require great
attention. In impacted case shortens &
eversion not a first seen.
Diag. rests on youth, seven of pigs
shock, local pain, tenderness to touch
Treat. A long splint from nipple
3 inc. below foot: piece of wood screwed
on below for foot. bandage limbs from
toes to top of thigh. Roll long
splint wadding or pillow stuffed with
hair. Splint will padded at knee,
trochanter & outer ancle: bind all
up with roller: Next thing apply perineal
bandage.  sewn up on old silk
bass ends bird holes in splint &
extend leg. Then tie perineal band.
& sew it. more pain compd. of in
~~perineal~~ groin - rub with Liniment or
soap lin or Campt - spts. Pass ridge belt
outside hips around trochanter - & nail
to splint

Gustons 188

In frac. of neck of thigh bone only one splint reqd.



Friday. 29th Jany

Fractures of Thigh bone thro' Trochanters

Diagnostic symp. trochan. maj. is stationary other sympt. resemble intra scapular frac. Eversion, limb benumbed, patient can not sit up in bed. Set in usual way long splint & a strong belt around trochanter. Treat. Long splint.

Frac: below trochanter minor.



Preter nat. mobility at fract. part. & when frac. is ~~set~~ Crepitus disc. by bending limb fract. may be disc.

Psoas Iliacus elevates upper fragment.

Method of setting. 1st ~~So~~ Harmon muscles rel. drag that up broken bone. Apply roller pom tus to upper part of thigh. 10 yds. Place leg in case - have it protected by wadding or bag stuffed with bran attach foot to foot piece. Use double incl. plane - used in frac. immediately below lesser trochanter. All frac. of thigh except those at neck usually require 2 splints or 3. Sbr. Splint sometimes used in Rhum. patients

Frac. of Shaft of bone. anywhere use long splint - fold it in bandage

Inner splint long enough to reach from perineum to heel: leaving room for pillows. Another splint along foot. Apply perineal belt & secure foot. Fold towel & secure whole by straps & buckles.

Fractures near condyles

Resemble dislocations of knee.

1 2 bent position best, v. easily disc'd, May take place within joint.

Str. splint & passive, keep down inflammation leeches &c.

Fractures of Patella

Usually fract'd by contract'n of its own muscles. Usually broken across. Inflam. Inability to stand or extend leg. Swelling &c symptoms.

Treatment, ~~exactly~~ apply hollow splint to back of thigh, Evapg lotions, sitting posture — Keep down inflammation. Patella bandage lower frag. remains in situ. Early bending of leg does harm. After inflam. is subdued starch bandage long'l.

Tuesday, 2nd Feby 1858

Fracture of
Tibia. May be w. head w. knee jt.
Keep leg str. & steady & use early passive mot
Fract. of tibia below tubercle - Strong
tendency of upper frag. to be tilted forwd
by quadriceps mus. Keep limb elevated. Set it up in str. pos.
If fibula is broken make extension
of foot - humor the muscles & keep
leg str. Most common frac. lower
down, frac. lower down.
Best set on double inclined plane - either
for simple or compd frac. of leg
Another method on str. system
" " a couple of splints
~~one long & one~~ both from knee to low
condyles - wound up with towel and
appd. on either side. Never use
pillow. gastrocnemius muscle shd be relaxed
Tibia usually breaks a
few inches above foot & fibula upper part
If patient
must go about apply starched
bandage. First bind up leg in calico to knee
apply cotton wool from ankle to knee & aft inwards apply paste
board moistened with starch -
another bandage & bind as tightly as possa

& brush all over with starch
& put on 3rd roller
Set the leg. & undo it in 4 or 5 days.
Plaster Paris, thin, makes a very
strong binding - only two bandages
Frac. of lower end of fibula -
Occasionally broken above ankle
joint. Sympt. foot everted, insid. rounds ground
A splint with a foot piece - long
enough to reach fr. Knee is
appd. to inner side of leg -
Tabtas splint, appd. on tibial side of leg.
Occasionally lower portion of fibula is
broken off. Outer side of foot directed
internal malleolus is split off &
fracture extends into joint
Double inclined plain best. If
fibula is not injured put long splint
much more serious accident
Frac. of internal malleolus - inflam
of joint, a couple of splints on either
side of tarsal & metatarsal -
simple - Os calcis - a slipper with
strap at heel. 8 bandage

Wednesday 3rd Feby 58

Diseases of Osseous System.

Periosteum, diseased - commenced in ~~peri~~ it: generally joined with disease of whole bone. Acute & chronic - w. surface of bones -

Periostitis, acute & chronic

Acute i Idiopath. ii Traumatic. In acute pain intense, in chronic less severe, Chronic prod. by constitn. dis. from excessive use of Hg. Scrofula, Syphilis. In acute. pain, redness. tenderness, rigor pain v. intense, constitl. irritation, v. acute even delirium. Consequences formation of pus between periosteum & bone, if not eliminated necrosis & ulceration of bone. Chronic form comes on gradually. pain, first pale skin, tenderness, at night great pain, fever of irritative character fibrine is effused between periosteum & bone. Usually speaking Chronic Periostitis, v. manageble.

Treat for Acute, local bleeding leeching

calomel & dovers at bedtime
& hot fomentation. warm poultices.
If patient is plethoric bleed & purge
& give antimony & cough
When inflam. is subdued blister.
& give Iod. Potass. 5 grs. ~~thrice~~ ter in
die. If disease is advanced
Chronic at 1st Leeches, foment, blister
& counter imbal. Iod. Potass same
dose as above. specific & Sarsaparilla
Compd decoc. if this fails Hg.
in v. minute doses, bichloride $\frac{1}{12}$ gr.
in ½ Pt. decoc Sarsa. ter in die.
avoid stim. unless patient is v.
weak (best beer or porter) good diet
Cod liver oil if pat. is scrofulous
Hg. is not admissible if patient
has been salivated before. & unlg
Iod. Potass. fails - otherwise.
Protiodide Hg given in gr. doses night &
morng. not with Iod. Potass, but 2
hours after.
Ostitis. pain dull & achiz. integ. don't
sympathize at 1st. If ostitis is
acute necrosis: if chronic bone is
frequently enlarged. either lighter or
heavy than natural.

Scrofulous Ostitis gen'ly attacks heads of bone. when texture of bone is spongy chronic O. may cause ulceration.

Treat. Conducted on same principle as Periostitis. V. early in disease Counter irritation with bone, actual Cautery blisters. K 20^5 specific Comb^d with Sarsaparilla. In early stages Cod L.O.

Necrosis - of various kinds ~~gen~~ After a portion of bone is dead - detachment necessary.

Tibia - lower jaw. clavicle - & bone of cranium liable to Necrosis.

Heads of bones generally sound, even when there is total necrosis. Wait till new shell is strong enough to support muscles & don't remove necrosed portion too soon, especially if not much of lower usually spaking. separation of periosteum does not cause necrosis.

Causes of Necrosis i Exter^l ii internal wounds & injuries, ii various, deranged & debilitated cond^n following Typhus Small Pox. Scarlatina, Scrofula & Syphilis Hg. & scurvy, Acute Necrosis.

When a portn of bone is dead & exposed, white color & rings when struck. often changes color & becomes blk - from atmospheric causes called exfoliation & sequestrum, whether on surface or deep: 1 may affect external surface, or into, or whole surface of bone. Process of exfol. slow. months or years reqd. No means of hastening it. Let out Matter & relieve inflam. & relieve suffering by Opium. Matter frequently confined, free incision made, Strong forceps usually reqd to remove bone. Internal exfol. only takes place in long bones, usually tibia. called sequestrum, pain Matter formed & make openings for itself, called cloaca. To remove sequestrum, Operation perfd in following way, crucial incision integ. dissected back - Strong cutting pliers or heptine. Opening filled with lint - flaps not down. lint allowed to come away by suppuration

abscess sh^d be open sequestra assisted
wescape. Cod L.O. & iron. splints
applied if ossification is not
sufficiently advanced. Amputation
req^d. when necrosis is v. extension.
& when patient is running down &
new osseous formation is not taking
place & stimulants also used.
Abscess wh. takes place in heads of
bone, in femur or tibia
Examinating pain, in certain spot
skin become red. not much swelling
pain to touch - nocturnal exacerbation
Constit^l. disturb. great delirium
may come on: a crucial Incision
made down integ^s dissected back & a small trephine.
used & matter taken away..

Thursday. 4th Feb 9/58

Common ulcer of bone usually met with on surface

Caries means ulcer difficult to cure. Ulcer of bone sh. be supported, rest approximating sound skin over surf. of bone: no pain & ~~no fated~~
Common ulcer of bone requires no assistance
Caries differs from necrosis - In latter vast efforts are made to repair dead portion no so caries - all bones liable to caries, but heads more liable - caries traced to blow sometimes, but usually result disease in system, or scrofulous - Hg. & syphilis
In early stage more a less pain inflam. chronic - abscess bursts & discharges itself - & tarnishes silver probe from H.S. - Fistulous opening formed & granulations when touched bleed - probe sinks into softened bone

small spicule of bone mixed with discharge
minute frag^ts discha. Disease has
intermissions, no limit to disease
Relapses often. The patient if left
to himself suffer for months, occurs at
all ags Scrofulous Cases. Common
Treat. similar to that for Phagadena,
Surg^l aid req^d. unhealthy parts removed
when on surface, when deep seated
amputation req^d. — bones excised
in which cases exist, Caustics
oreasly used. — best Chloride Zinc —
Exostosis, denotes various conditions
of diseased bones. signif. bony tumor
grows out of bone, sometimes open &
spongy & sometimes compact.
Treat. no means of checking growth.
if it interferes with pal
Osteosarcoma., all osseous growth.
Osteokephaloma & medullary tumor.
Osteosarcoma, treat. early removal.
sooner better. Denotes medullary
disease of bone — Fine Cancer cells
deposited in bone. If heach of suf-
protrusion have looking substance.

Osteocephaloma met with in youth
Osteosarcoma expands healthy bone
& never opens scarcely - former soon
opens & there is fungous growth
Osteocephaloma Treat. Early removal
of whole bone. it is a cancerous
disease.

<u>Rickets</u>, a morbid cond^n of system
in wh. bones are soft & like leather
begins with 6 mos & 3 yrs. Not
painful disease but cause great
~~disorder~~ deformity - accomp^d with
weakly constit^n scrofulous -
accomp^d cond^n of whole system.
Usually parents unhealthy.
In cities & cold moist climate
bones afterwards harden - after
months or years - bones easily
broken - deficient secretion of
Phos. Lime & gelatine - bones aft^d
become hard - & retain bend.
Depends on defective digestion.
Phosp. Lime in urine & stools,
Larter and - cons^d by Liebig to be
great solvent of Phosp. Lime.

starchy foods shd. be excluded, animal food, avoiding gum & starch & sugar. Treat. Improve health & take can endeavour to remove distortion of bones. Sea-bathing, whole surface rubbed with flesh brush sponged with alcohol. Spt wine. Intervals of 4 hours good food, Medicines. Iron Cod liver oil & Phosp. Lime, 5 grs doses 3 in die. Syrup Iod. Iron. Wine of iron. Ammonia Citrate, & tartrate Citrate Iron & Qn. White bones are yielding walking prohibited, Various Contrivances used to keep limbs strt. shd be light.

Friday - 5 Feby/58.

Indurations of bone of spine - scrofulous - met with in young people - patient complains of pain - appetite & pain great on pressure - if neglected - spongy portion of body of vertebra became broken. Disease may be arrested or abscess may form. lumbar of Psoas Ab. Treat absolute Rest. limbs appd at 1st & af. Counter Irr. & if patient is robust - Cautery - Cod liver oil Potass: Iod: & Iron. Lateral curvature In girls & in sedentary habits, in Dorsal vertebra - & in lumbar. Treat. Resting back & in exercising muscles of back: mechanical appliances. Dislocation - means displacement of one bone from another: ligament & muscles may be torn - if

Tuesday, Feby 9th 58.

Discolations. Symptoms - hollow & enlargt impairment - stiffness - no crepitus but soft frictional sound: energetic extension reqd - bone does not return - Predis:s. external & violent direct or indirect.

Treat. Reduction - Counter extension & Coaptation: In larger joints pulleys reqd - diff methods of setting discolations. Auxiliary methods - Chloroform. Warm bath & Tar. Emetic In old discolations - subcutaneous section has been employed: Shoulder jt. has been set after 2 yrs. length of time in wh. reduction is possible diff. in diff joints & accd to age. In old reduced after longer time - when bone protrude - compound discol joint fixed, edges of wound brot together -

Dis. of lower Jaw.

Ligaments. Exterl. lat. & interior of internal lat: wh. arises from spine of sphenoid & is inserted into margin of dental foramen

& stylo maxillary ligament inserted into angle of jaw. separates sub maxon from Parotid gland:
Jaw owes great strength to Muscles i temporal, ii Massetic iii Int^l Pterygoid
Muscles wh. close jaw: Muscles which depress jaw are ~~digastric~~ digastric genio hyoglossus, genio-hyoidei: Motion of grinding performed by External-Pterygoid
Condyle rests on Eminentia Articularis
Action of 2 Pterygoid to draw jaw forward
Dislocation may be on one side or both
Symptoms. Bone under Zygoma. Pt of Coracoid process in contact with Posterior part of Malar jaw: Cheeks stretched. Mouth open: Elongation of Chin. patient can neither open nor close mouth — Copious secretion of saliva — pressure on parotid. Partial dissolution
Place fingers & gentle feel head jaw — in dislocated jaw hollow.
Treatment Give Chloroform — Sit patient ~~pt~~ with back to door & ~~pla~~ draw jaw down by means of ~~drawn~~ & thumbs & raise chin at same time when it is clear of condyles: Strength reqd
Ligaments are out — forcibly close mouth.

Wednesday Feby 10th 58

Discolations of Clavicle.

Clavicle attached to sternum & scapula head of Collar bone round and large & artic with sternum by folly ligaments Anterior & Postn or loose capsules - the short & not v. strong fibres -

Interclavicular ligt - streches between heads of clav. arises from Collar bone & is attached to other. & to cartilage of 1st rib - another Rhomboid or Costo-clavicular ligament.

Discol. occur from falling on anterior part shoulder forwards. Symp. sternal end seen & felt. & rests on first bone of ~~sto~~ sternum

Treat. Draw back shoulder & push back bone & put on clavicle bandage. elbow in a sling & secure it to side. Keep it set as long as fracture.

Sometimes discolated backwards: driven on wind-pipe, difficulty of breathing - vacuity felt on upper part of sternum.

Treat. Draw back shoulders & pull bone in place, compress reqd. to keep it in situ.

discolation of scapular extremy of clavicle
Clavicle is articul^d with acromion about 3/4 inch from its point, tied together by clavicle convex & acromion ~~scapula~~ concave, & shallow sunds joint tolerably distinct capsule surrounds joint: owes great strength to 2 ligaments 1 Round lig^t. Conoid wh. arises from Coracoid process of scapula inserted into tubercle on lower portion clavicle - 2nd Broad trapezoid - arises upper & outer part of Coracoid process of scapula & adheres to inner surface of clavicle: also Coracoid acromion broad strong lig^t & superior ligament at neck of scapula which connects ~~ligament~~ foramen into a notch. Only discolated upwards, conoid & trapezoid must be torn thro' to allow discolation to occur - Symp, Depression of shoulder - acromion extry prominent - Easily reduced - put knees between shoulders & push it into place, Elbow sling same arm to side, keep arm upwards, backwards, & outwards - pad in axilla.

Dislocations of Shoulder Joint.

Constd by glenoid cavity of scap. & head of humerus: owes strength not to ligaments but to muscles wh surround jt. called Capsular muscles

Glenoid Cavity - form of egg. larger end downwards, outwards tipped with Cartilage.

2 tubercles: inner 1 mus. - outer - 3 muscles attached. i supra spin. ii infra - spinatus

lower - i subscapularis, (teres minor) accessory or Coracoid, ~~acromion~~ humeral lig. not long head of triceps may be called Capsular mus. biceps passes in to jt. thro' groove perforates capsule & is attached to upper part of glenoid Cavity of scapula. Glenoid ligament which deepens glenoid Cavity - attached above to tendon of biceps & below to tendon triceps. action perhaps besides assisting deltoid keeps shoulder at a certain distance from Coracoid acromion ligament.

~~2~~ 3 complete. 2 Incomplete do

1st downwards into axilla.

backwards under spine of scap.

2 Disclocar forwards & partial upwards.
Discolation of Humerus downwards v. Common
head of bone passes the between Subscapu. &
breeps. Sympt. Obvious hollow under
acromion - shoulder flatter - acromion projects more -
limb are inch lengthened: elbow abduc^d
& pat^t v. musc^l - fixity of joint, numbness
tracing down to fingers - head found
in axilla - raise arm up & out & head of
bone felt - however great th swells.
Causes - falls on hand when arm is out
from side - lever of humerus throws bone
into axill: inferior part capsule torn &
may b. supraspin: Usually direct viol^ce but
indirect^ly occasion^ly.
Reduction. Chloroform if patient is muscular 1st method - Pat^t
on back with discolated limb out & surgeon sits on edge of Sofa about pat^s knees
(with his boot off) put heel in axilla - heel
sh^d rest on outer side of scapula,
& make strong extension - pull outwards
turn yr. toes out & draw arm across
yr knee. If discol. has been 8 or 10
days. Rectangular Reduction Fasten piece of wood across
door ways. bind wet bandage around lower
part of humerus

loop or broad strong tape, stand behind pat^t
sitting in chair. make extension - assistant
& you place knee under ~~ax~~ axilla &
press down across knee. & Morgan's
method pull arm up towards head.
dislocation forwards under Clavicle
elbow directed from side back^d. end of bone felt under
Pect. maj. - shortening - mobility slight
Reduction - difficult to set - pull downwards
& back - if fail in this way Rectang^lr.
extension, make extension in direction
in wh. you find limb - send bone in
same direct.

Disloc. on Dorsum - head felt on dor

discolation

biceps tendon occasionally slips over
tuberosity

Ellow jt 3 bones rad. ulna, & lower surf of humerus - two Condyles. Ulna - ginglymus or hinge jt. Sigmoid cavy in ulna - ridge in it - lesser sigmoid Cavity receives head of radius.

ligaments. interl. lat. Ans. int. Condyle - & has 3 attachments inner edge of sigmoid cavity & Coranoid of ulna - & inner edge of Olecranon

External latest - origin Ex. Condyle - inserted into orbicular ligament.

Posterior & Ant. ligament & the orbicular ligament: & oblique or round ligament arising from Coroid pro. & is inserted

Joints 24th March. 58.
Duncan.
F Reporter

Wounds of the joint

Gun shot of joints demand either excision or amputation especially in knee joint take Cartilages prevent inflammation all sources of irritation should be more splint to the back of the joint or double inclined plane leeches in numbers bleeding Antim Tart Doms powder & Cal. 3 or 4 grs every 4 hours knee - wound by the oily discharge inflammation may come on without wound skin becomes red and great constitutional distortion Consequences abscesses ulcerations of Cartilages Necrosis of bone Anchylosis most common resolution or formation of dropsy

Treatment chronic stages
bandages counterirritation
spurs Mrgt. Antim Tart
if thickening acute at
Cautery or cold water from
height electricity passive
motion and Iodine &
Mercurial ointment or an
elastic cotton when dropsy
of the joint — more common
in the knee. ~~[illegible]~~ Synovial
membrane becomes filled with
their fluid, creaking of the
cartilages bulging on each
side of the patella
Causes
Rheumatism Cold Sprain
fractures or bruises
Symptoms soft with
increased size patella shifts
against condyles of the fem
patient weak stiffness of
any heat or pain [illegible]

bandages Cal. & Dor.
and Salini Secretions
after some Lotion as
strong sol. of Amonia
Muriatis and a firm
bandage around the
joint after this the
joint carefully bandaged
then Sod. of potash
If it resists all this
may puncture with
trocar and inject with
Tr. Sod. ind. ℥i Tr. with
℥ii of water must fix
the joint and by subdue
inflammation

Moveable Cartilage
found Chiefly in the
knee sometimes connected
and at other times
detached exist singly
or 2 or 3 together

sometimes as hard as bone
having a nucleus of bone
in the centre varying in
size from barley corn to
that of a patella

Symptoms at 1st appearance
not noticed however as
soon as detached becomes
sources of irritation great
pain followed by Inft of
the Synovial membrane origin
from effusion of blood
or excessiveness from the cartilages
if patient suffers very much
some recommend pressure pushing
it to head of the tibia and
applying a compress of
horsen dropsy treat effect
then remove the cartilage
Operation ought to kept in
bed for 3 or 4 days and
on dest should Method

drain Cartilage to outside
joint and cut down
on it
Modern method
a subcutaneous knife
thrust in an inch
and make cut on the
cartilage and pass or the
cartilage and thrust it.
between the skin and
synovial membrane and
leave it there until the
wound is healed —

Disease of synovial
membrane
Chronic inflammation
becomes thickened an
inch to 3/4 inch or may
be converted into a
gelatinous mass or
in pulpy substance

with in adult
Causes Blow-or twist
or in Scrofulous subjects

Symptoms swelling stiffness
no pain swelling soft
elastic and colourless
and very diffuse as thinking
increase in touching feels
as if it contained fluid
Disease apt to terminate
in abscess or in absorption
abscess may open into joint
causing caries and
may exhaust the joint or
may recover with anchylosis
which may be true or
false / Brain fibro-globulous
of membrane originates
spontaneously resembles
Carcinoma symptoms sun
sallow complexion and
lastly hectic pain is

Ordinary simple or scrofulous thickening of synov. mem.

darting amputation or excision is necessary the other disease keep down inflam apply leches lotions all wrote aught to be interdicted pastebrow very convenient for splints various actions aught to be supported blisters with Iodine ankrest issues to the corners of the joint.

Scotts plan for dressing

Iod: Potass: ʒj to ℥ (2 pts. & 1 pt. sin. acetic copper) & camphorated Hg. put on cotton wool & wound about jt dil. 2 pts simp. ung. for a child & for grown surround joint very smoothly with lint cov'd with ointment & shap with plaster. cover whole limb with coating of stank down to toes & surround knee with strong pasteboard two lateral pieces soak them in boiling water with cotton wool, inside, to prevent

ulceration, bring bandage over this & another on top - Patient can walk about with Crutches.

Disease of Cartilage

Ulcera^n. of cartilag. of joints - in adults Cartilag. has velvety appearance by microscope fibrous bands are seen Cartilag^s sometimes destroyed - detached, rough, &c changes prod by inflam, & ulcerous destruction of cartilage itself - Met with in scrofulous patients or from Rheumatism, Exciting Causes injuries &c. Cold.
Symptoms. Pain especi. more aggrav^d by pressure & motion. Little or no swelling - Sometimes severe pain Caused. and amp. tation is demanded - Progress usually slow. There is a ~~[illegible]~~ ~~[illegible]~~ peculiarious deposit

propose suppuration - joint must
be caused or amputated
Keep jt. perfectly fixed & secured
by splints. Iron, Iod. & C.L.O.
Internally - Issues. off. service
Histor. Tartar Emetic in fact best
treatment when patient can
bear it - is white hot cough
Cautery - draw it 3 or 4 times a wp
Under Chloroform -
Disease of Cancellated texture
of head of bone
Ankle, knee, hip & elbow halt
pain & enlarg^n after - enlarg^t
not real, apparent on use of shrinkage
of muscles. Skin retains color for long
time, called white swelling
As dis. advances skin becomes tense
Jt. cannot be bent for some time
before suppuration, remains in bent
position - By and by bone softens
abscess forms - & will point -
& probe passes into interior of

bone. Ulcera^n of Cartilages - Cheesy
deposit on texture of bone itself
Treat very similar to last. Chl
of scrofulous. Iron. Kerp jt fixed
Powerful depleti. not bone.
Disease goes on from bad to ans
Morbus Coxæ or hip Joint Dis
Morbus Coxarius
Symptoms. Well marked - met with
in cold & moist Climates
Usually commences before 13 or 14
1st Symp. Pain referred to knee jt.
very characteristic of dis:
Thigh shrinks after time - if pat.
is stripped pat. favors limb.
leg is abducted held a little to
one side. Glutens Max: flatter
on dis^d side - Sulcus between
Sulcus & thigh less marked.
toes slightly turned out - will
not bear his wt. on limb. Increased
length of limb - 1/4 inch or 1/2 inch.
Pain on trochanter major &

Groin - aggravated at night
Press trochanter & abduct leg.
Keep Knee firm pain complained of
in acetabulum.
Dis usually continues for many months
Sometimes is cured of parliament
or may terminate in anchylosis.
Anchylosis 3rd Stage. Limb much
shorter - head of bone completely
destroyed - joint filled with
matter head of bone slips out &
is dislocated on dorsum ilii,
toes then usually turned inward.
Immobility of limb. collection of
matter - in arms or groin
Acetabulum becomes carious
opening thro' it into near arms
Hectic fever - or patient recovers
& very short limb. hip perfectly
fixed - Knee jt. normal
In Children dis. frequently fairnake
Commencement of dis in heads
of bones. Genius usually

Invitat^n. of anterior Crural Nerve

March
Tuesday, 30th 1858.

~~Revision~~ Recapitulation

Surgery of Mus
Morbus Coxæ. treat. leeches & hot
foment. splint to secure absolute
rest. afterwards Counter wintah
Actual Cautery best
Cho. Tod Potass. Ta. Tod. Tron

Surgery of Muscles
In direction of muscles & ne
a/c. In Across relaxing muscles &
adapt parts. Paralysis of
muscles & inordin. Contrac^n.
Rye & ck of Sterno Cleido mastoid
friction &c in slight cases
Most severe subcutaneous
incision. Treatment
Paralysis. Stimulation
Endermic use of strychnine
Blisters _ electricity 1/4 gr Strych

Tendons occasionally sup^d.
Cendo Achilles - heel shaps
treatment -
Ganglia or enlargement about
wrist - Treat. burst it by
thumb or blow from a book
then compress - sometimes by
pressure & bandages -
It contains fluid like white
of egg
House maids Knee -
Bursa affected - sometimes
blister & Iod. & latter interny
or inject 1 Pt. Fr. Iod & 3 pts
Ho -
Sprains best treated by cold
& fixing j^t. if j^t. inflames &
does not relieve it. not fomen-
tations. Sugar of lead.
after friction & pressure of
bandage: holding leg under
pump of Cold Water.

31st Mar. 1858

Surgery of brain & Nervous Syst.

By external violence, cranium may be fractured shaken - Slight blow of fist or fall may bring on Concussion

Concussion

merely means shaking of brain slight degree bring on stunning - function of brain impaired - Inflammation sometimes produced after a time

Injury may be direct - blow - fall - or may be indirect as by falling on heels or nates. & Concussion of brain thereby produced: when legs are stiffened. Symptoms marked disorder in brain -

Sensation, vol. power, shock, stunned insensible - occasionally pale & cold - insensibly not complete: by loud calling or pinch patient may be made conscious

power of motion in Concussion

burned not destroyed.
Muscles relaxed. Respiration
feeble, slow & sighing.
Pulse either slow & weak, or
rapid small & fluctuating.
Slow bad sign especially if
with emission - pupils dilated or
contracted - very insensible to
light - when opened - sometimes
one contracted & other dilated
occasionally squinting, and is
not to be depended upon.
Vomiting - produced by direct or
vagus - death often produced
by direct blow upon stomach
vomiting usually favorable.
& proceeds filling.
Reaction easy - skin warm
respiration more deep - pulse
stronger & more regular.
pulse rises when patient is raised in
bed - 70 & sighing - 100 or 120.
Pain in head - noises distub

him - This stage may continue for hours - during stage of falling patient in a dreamy state.

Excitement - Reaction runs on & becomes excessive - Symptoms of inflammation come on - may occur a few days, four weeks after - Hot head, full pulse, severe headache - pupils contracted: hearing scattered & seeing - in short time, restless agitated, wakefulness, & delirium violent: patient will struggle & jump up - may Resolution & patient get well, or effusion of serum or matter, pus formed effusion - preceding it - patient usually past hope - if coma comes on may be owing to effusion of serum without pus

Treatment In early stages little head on high pillow - wait for reaction - if it does not come

on - heat to stomach - heat to
feet - warm drink if this stage
proves tedious - turpentine
injection - ℥ij in soap & Ho -
with stomach pump inject
hot tea or coffee into stomach
or with male catheter.
Never bleed in this stage.
Many killed by it former times
Examine patient all over in
this stage - see if there is no
discolations of fractures, of Nits.
&c - Examine head - have
head shaved - o
friction to arms & legs.
Ammonia to limbs sinapism
to stomach & feet. &c
warm injections
dont use stimulants unless
depression is severe.
Avoid over much stimulation
Stop as soon as reaction
Commences.

2nd Stage. Exclude light, Purgatives
Calomel & Jalap - saline drinks
apply ice to head - no noise
visit patient every 3 or 4 hours.
if pulse is getting from & skin
hot - bleed patient pulg. And
if not better leeches to head
Drastic purg. Croton oil -
Elaterium.
Calomel - 2 grs every 3 hours
Tr. Emetic 1/16 gr - drop Tr. Aconite
every hour.
If after effusion has taken place
Blisters to arms, back of neck,
& Cold to
get patient under influence of
Hg. - Memory impaired after
&c after - senses impaired
Man spoke Welsh in London after
Concussion who had not spoken it
for 40 yrs could not before or after
accident. - hearing sight & taste
modified after Concussion

Effusion. Symptoms of Concussion
Hg & powerful Counter irritn
When death results as im-
mediate effect of Concussion
Syncope result - at heart.
In worst cases brain lacerated
Small clots of blood at
various parts of brain.
Extension superficial clot
found after death.
If patient survives 3rd Stage
may be thickening of arachnoid
organs of sensation impaired &c
treated by Alteration Courses
of Hg - Shower bath -
selon issues avoid all irritation
diet carefully regulated -
Prognosis guarded -
After Concussion - brain
weak for years.
- Insidious affection of brain
apt to follow falls in young
children - Loss of color -

Henry Hamilton

blue under eyes - Starts in sleep
feurish at night. vomiting
4 or 5 times a day - tongue
often coated - tonics bad.
Stage of effusion attracts attention
of physician. Treat Leeches

Compression.

$$\begin{array}{r} 9876^{0} \\ 15 \\ \hline 00 \end{array} \qquad \begin{array}{r} 9876^{0} \\ 10 \\ \hline 9876^{0} \\ 493 \end{array}$$

If death occurs from syncope

or

TH

$$\begin{array}{r} 9876_{5} \\ \hline 49380_{3} \\ \hline 148140 \end{array}$$

THE C

THE GUMTREE CANOE

as stars shine over the sea

When stars are in the quiet skies
When stars are in the quiet skies
When stars are in the quiet skies
When stars are in the quiet skies
Then most I 9876 15 pine for thee
Bound on me. then 148 thy 40 under eyes
When stars are in the quiet skies

Dr. Campbell.

Venereal Disease

Saturday. April - 17th 1858.

Syphilis. Treatment has been very varied.
Ricords experiment - Introducing gonorrhoeal virus into thigh, by puncture, of patient himself.
Specific matter only secreted during first stage - afterwards or during

First 24 hours puncture inflamed
2 to 3 day slight swelling
3 to 4. Vesicular forms
4 to 5. Contents of vesicle become purulent areola diminishes or disappears: becomes hard. after sixth day pustule becomes shriveled up. Ulcer underneath scab. genuine chancre, deep red color.

Edges of ulcer appear as if dug out - edges dark red margin
When the virus is introduced into glandular or cellular substance abscess is produced
In patients innoculation of matter varies in its effects -
Some have simple some Hunterian chancre & some phagadena.
Hunter cons^d matter of gonorr. ~~cons~~ identical with chancre but former has not produced true chancre
Two bubres simple inflammatory & true virulent kind - latter prod^d by absorption - capable of propagation by innoculation.

Gonorrhaa

Balanitis of false G. inflam. of glans - mucopurulent discharge with or without excoriation Symptoms. heat itching of prepuce with discharge. Phymosis usually accompanies this. Testicles & glands of groin.

Balanitis prodly connection with females with leucorrhoea or any irritative discharge even menstrual dis effects outer surface of gland & inner surface of prepuce - if gland cant be denuded occurs in married life

slight astring inject between glands & prepuce - red wash used weak gr to ʒ

Liniment simple cerate or honey, olive oil aa ʒ - Chloroform or calomel ʒ ß Opium Ext ʒ i - rubbed up & applied to glans penis

Purge patient - with salines &
keep on low diet
Cure in 3 or 4 days.
Gonorrhoea or Blenorrhagia
occurs from Conatit.n with fema
suffering from some disease.
or from lochial discharges from bathe gets
consists of inflam. of lining well
meml of urethra & sale (Spontaneous)
From 1 to 6 or 8 days.
itching redness & swelling at
orifice of urethra. heat
& scalding on urinating.
more often discharge thin &
transpa. soon becomes thick
& purulent - frequent calls
to urinate - painful
chordee & Erections
If there is chordee also inflam.
of glands in groin. tenesmus
& high inflammatory fever.
Rheumatism also often occurs.

Treatment
If violent antiphlogistic.
Local leeching - perfect
repose - not fomentations &
not hip bath gentle purging.
Nit Potas. & Bicarb. Potass
small doses with Opium
draughts. of Barley Water or Soda
Chordae; by Opium gr j. Camphor
gr 3. or suppository.
Pus treat. when symptom
Antigonorrhoeal remedies
Copaiba - Cubebs. assisted by
injections - often cut short in
24 hours. if not long
Copaiba ʒj doses every 4 hours
during day. Copaiba Capsules
2 or 3 or 4 of these
Cubebs ʒj to ʒij best taken
in milk Ferri Carb. ʒ fo. combd
with it in chronic cases.

℞ ℞ for gorrorrhœa

Copaibæ.
Cubebs. aa ℥i aa ℥iv
Liquor Potus ℥ij ℥vi
Pow^d G.A. ℥ß. ℥ij
Rose Water ℥vi. - Rub up into emulsion
a table spoonful ter in die.

℞
Copaiba ℥ ter in die
Rx Aqua. ℥iv
Vitelli alb. ter in die

℞
Copaiba Received pay^t.
Syrup Tolu āā
Mucilag G.A. ℥i
Sub Spt Nit ℥iij
1/4 of this ter in die.

In chronic Case Iodurat Iron
Mineral waters in Alterative Cases
of Hg. sometimes req^d.

Injections employed when acute symptoms are over - bring on inflam of testicle & structure believed by some lads so.
Injections used lee in dec
remain in few 3 or 4 or 5 1s - ½ ℥ syringe
In cases chronic from first injections employed at once usually about disease -
Before acute stage has commd Clap may be cut short.
1/4 gr. to ℥ of Nit: Arg: accord to Record & Dr Campbell enough. suspended if blood is discharged - kept in a few moments.
If you attempt abortive treat. purge patient with Scalety powders.
If use strong inject (10 grs to ℥) once in 24 hours -
after use of strong injection Port Wine & water
Use weak injection once every six hours - stop as soon

as blood is discharged
Nit. Arg. not so useful as
astringent as stimulant or
alteration
In more chronic cases.
Zinci Sulph. gr jp to ℥ Rose Water
Chloride Zinc gr j to ℥ " "
Cupri Sulph. same: or ℥iij
Port wine - ℥j to ℥ij of Water
Medicated with grs iij. Tannin v. useful
in chronic gleet
Copaiba
Vitell alb. ā ā ℥p.
Aqua Rosae - ℥iv
used as injection
Ointment grs iv to ℥. bougie
introd with it. Bichlor. Hg gr ij
Nit Arg. iv.
Weak solutions of Iodurel Iron.
Change injections every 2 or 3
days - in chronic cases.
Green tea good vehicle for
injection

Piece of lint introd. on bougie
Swelled Testicle
Complicat^n of gonorrhœa
In direct ratio with continuat^n
of gonorrhœa - met with in
chronic & acute cases.
usually produced by vaccine
debauch - neglecting use of
suspender & double bdkf.
2 forms
Inflammation extends along
vas deferens. Dis. prevented
by early employment of
gonorrhœal remedies
Treat in early stages
antiphlogistic & open vein
on scrotum. apply ice.
purgatives. Tar emet gr 1/4
every 6 hours
Compression by fur bus
treatment. Rest Oil
sick on pillow & compression
employed by some at

one - doubtful - useful in chronic
swelled testicle or Orchitis
gum ammoniac & Hg.
Emplastrum - cut into
thin shaps - Testicle drawn
down into bottom of scrotum
pass shaps around testicle.
until cov'd 2nd series from
below upwards. 1st Circular
shaps used - tightly as possible
of pressure cause great pain
slit it up & remove shaps
usually immediate relief.
after acute stage is subdued
by leeching & purging.
Iodine friction

Surgery
Dr. Campbell

Monday 19th Apl.
1858

Strictures frequently prod by
Gonorrhoea i. spasmodic or
permanent. Congestive iii inflammatory
1. Hip bath opiate enema — Opium
gr 1½. 5 grs Camphor as suppository.
iii. Purgative, hip baths antiphlogistic.

Permanent or organic met with at various
parts of urethra — at bulb.
Symp: Patient claims few drops
of ~~urine~~ — more frequent calls to
urinate. strains. weakness of
genital organs. stream of urine
forked — twisted — of disease is
neglected — inflam of bladder —
distension of meters. Calculus
triple Phosph. may be prod.
of at orifice or neck of
narrowest part of urethra at
neck of glands.

Cause of Stricture - structural change in mucous membrane - deposit in urethra - use no force in introd^d Catheter get in No 1. if so cure may be said to be complete.
leave in No 1. 24 hours. apply jugum - by bandage around loins. withdraw stilt & make water thro. Keep in No 2 which may be introd^d Keep it in 12 hour. Put in No 3 - keep 2 in 2 or 3 hours. after no 6 - 15' -
~~to~~ Introduce ~~in~~ sounds, keep in ten minutes. As soon as you have used No 4. you can introduce sound. If stricture is perfectly impermeable perform symes oper^n - slit up stricture keep in Catheter 3 or 4 days till is healed up. only advisable when stricture is in front of bulb. if you can introduce No 1. dilate.

When
Stricture is within 3rd of orifice - Caustic used - on bougie.
Spermatorrhoea - tonic treatt. iron. sea-bathing - cold bathing.
Lallemand's instrument (porte caus) for cauterizing neck of bladder. seminal ducts.

Syphilis

When sore is indolent - edges hard - indurated Cicatrix. &c.
Hg. shd not be given. in inflammn or active ulceration - Mercury given when sore becomes stationary or begins to heal
Hg. employed internly. blue pill with chalk. Calomel Protoiodurct or Cyanuret, employed by unction &c.

Records - 1. Simple.
ii irritable & inflamd
iii Hunterian or indurated w Phagadaenic

Primary syphilitic sore, 2 stages
simple sore appears in form of
pustule remove it with knife.
or lance & apply Caustic.
Desly'd by als. of induration
no elevation of its edges.
Sold on prepuce or corona glandis
behind penum - When called on
to heat. Simple chancre.
first object destroy diseased surface
accomplished by Nit. Arg. Cauterizing
sore & rub it in, Potassa fusa
more certain. (Liston's) Oxygen.
Mrs. 3 in strong No 3.
Salens Cov'd with soft tent, soaked
in hot water. Cover up whole with
old silk & suspend penis.
If. S Slough separates in 24
hours. During ulcerative stage -
Blk wash &c useless. use hot
water - or opium or port wine
& water = pts. Spreading chancre
aromatic wine with opium
or tannin

1 lb. lard - ℥j. Wine of opium.
Rosemary. Rue. Sage. hyssop
lavender. Organum & Chr
4 ℥ of each

Records

℞. Tannin ℈j
Red lavender ʒij
Port wine ℥iv
Lotion apply pure or dil^d with HO
in 1st. Stage or Spreading Stage
of Chancre: after cauterizing use
this as long as sore continues
to spread. if surf. of sore is
dry use only hot water.
When sore is inflam^d. or Virulent
surf. of sore excav^d. painful -
spreading rapidly in extent &
near frenum use constit^l
antiphlogistics - Purge bleed -
soft poultice with opium
water.
If sore looks healthy diff-
treatment.

Mercury used when sore is drying up - Comb^d. with Antimony Oxyd. or with Prot. Iod. Mg. & Commun gj doses night & mors.
Blue pill - 4 or 5.
Calomel gr j doses. N. & mors.
Local treat.)
Blk. wash) Lime Water ℥viii Cal^l. ʒj.
Bichl. Hg gr ij. Lime Water ℥j = {Yellow wash
(℞. Bich Hg gr j
Zinc Sulph. gr vi
Water — ℥vß.
Tinc Lavenda ℥ß
Mercur^l. wash used after sore has begun to granulate.)
In indurated sores Hg test at commencement:
Ind^n. of base & edges - parts. sore circ^l. & excav^d. discharge adherent.
Destroy sore by Caustic Potass.
after apply hot water dressing.
or poultice & apply last wash
till sore begins to Cicatrize

then use Blk or Yellow treat:
Hg best treat: from 1st.
If surface remains hard, push
up to salivation.
Blk. Wash used in indurated
or Hunterian at early period.

Phagadænic sore (gangrenous)

Met with in worst forms & in
lowest kinds of prostitutes
in Cachetic habits of body.
Usually attrib'd to health.
i Ulceration & ii Sloughing
Blood letting & free purging.
Apply No 3, or Potass. Fusa.
Actual Cautery - Poultice
Cordial yeast or carrots after.
When slough separates - apply wash.

Opium - 10 gr. Dovers Pow. every 6 hours.
Secondary symptoms appear
Hg found to be a poison.

in all Cases of Phagadena
after Cure is affected

Bubo. simple or Syph.
Primary - Secondary
Succeed to Balanitis, Chancre
True venereal bubo - gives Syphilitic pustule by
inoculation
Sit^d. in upper Cluster of glands
generally single
If possible put bubo back. Perfect.
Rest - pungent - Cold - leeching
Tr Iod - Hg. internally Antimony.
If bubo goes on Compression by
Spring truss: Iod. Potass app^d.
truss over this: If bubo goes on
steadily increases. poultice. Rx Tr I.
Iod. Potass^ms: Diet good
(Small blisters app^d, our surface
Cuticle removed -
Yet object is to dispersion bubos
of they

Condolomata

Condolomata.
around groins & genitals
Caustic & stim. Iod Potass
Iod. Potass. internal

Secondary Syphilis. Iod Potass

Primary succeeded by secondary.
In primary forms dis. contagion.
not hereditarily.
2nd Symptoms. Dis. mixed
with blood appear on throat &
mouth, ins. ushd. in by
rheumatic pains. Iodide Potass
Cons. Symptoms appear
3 or 4 mos. after or sooner.
transmitted to child Iodide
Child with Syph. taint affects
nurse.
Tertiary Symptoms appear
nodes. tubercles in skin.
Periost. Ostitis Dis. bones.
fibrous system. nasal palatine.

Syphilis

Tertiary symptoms not transmissible
Hg. cures primary sore.
Exanthemates
Rupia, appear as papular
eruptions.
Lepra. Psoriasis

Treat 2 day. Sympt. treat Hg. if
patient is healthy.
Hg. with Sarsa. Comp.
Bich. Hg 1/6 gr. 3 in die
Record recomd. prot. iodinet gr j
with Cinnam gr iij, ter in die.
Hg. Iod. & Arsenic.

Iod. Potassa. for tertiary
symptoms. in ostitis & dis of bones
Hg. hurtful. I. useless in
pressing forms.
Iod. Potass. gr v. ter in die with
Bicarb. Potass or Chl. Potass.
I. j & 5 gr. Iod. Potass.

If Iod. produces ringing in ears
or deaniness stopped.
Frauenheit. Moores.
Sugar Mat. Med Dec 13/59.
Adul^d. c CaO SO^3 - test Chl. Bar.
Sugar if not acted on by acetate lead. Ass^3.
Chl. Barium: may be cons^d. pure.
Dextrin - Test. Sr. Iod. - purple.
Starch test Sr. Iod. Sand dust. Stucco
bone ash. &c. In raw sugar - sugar cane
fibre leaf. Mate acarus sacchari
to find them - put sugar in wine glass. insects
on top. Acarus has oval body. port^s. 4 brush
[illegible] - head. 8 feet. hamular process. Oviparous
germ rounded & circular. Acarus same
group as ac. scabiei. Grocers itch supposed
to be caused by acarus sacchari
Uses of sugar. 738 Ad. tons out into British
market. Sugar bad in diabetes. elim^d thro
kidneys into urine - in Oxaluria & in
Phosphaturia. Uses of sugar.
1. Develops fat. 2 Retards waste of body.
3. assists in burning effete matters. by being
conv^d into L. 4 Promoting absorp in stomach
5. In Acid makes certain things soluble
6. ~~Every bile normal consist~~ 7. Oleic acid
in bile - supplies normal constit^s of
certain fluids. Single sugar req^d to supply
natural const. of solid subst. Sugar
of Food for respiration &c. Conv^d into albumen
cane sugar conv^d into glucose & lactic acid.
Sugar employed to give form to object color
sweeten - useful as preservative.
Carb. Iron & sugar cont. long wine together. c Sugar
cont. - conv^d into sesquioxid - Oxalic acid
& Recl^d pt. - Co^r by yeast or ferment.

Great



Diseases of the Eye

Occasionally tumors in orbit met with & require removal; by incision || to fibres of orbicularis. Simple tumors dissected out. exostases removed by pliers. (Blk eye)

Ecchymosis of lids removed by Tr. Arnica & water - 1 pt to 10 Contd application of cold - apply ice from 1st - subdue inflam.n & then use some slightly stimulg wash; Ammonia & HO. or above

If cold HO does not agree Hot fomentations

Opthalmia tarsi inflam. of lids

Opthalmia

Symp. Eye watery - Conjunctival lining, of lower lid particularly, injected. usually prod by cold

Treat - Mild antiphlogistics & cold

If inflam. is subdued apply slightly stimulating wash - Citrine Ointment or oint. Red oxid Hg dil: gently astringent washes, alum & water. Counter irritation sometimes reqd: blister behind ear. Scarify lower lid - make three or 4 incisions after apply Nit. Arg. In obstinate cases Constitt. treat: reqd: Hg or Iod. Potass.

Results of Opthalmia tunic

Lippitudo. bleared lids.

Tinea Ciliarum.

Worst cases remove crust from follicles & apply Nit. Arg.

Hordeolum or stye

Intl treat. Blue pill & Seidlitz powder apply warm poultice & lance. Liquor Potass. if case is obstinate 3p doses tee in dil. in sweetened Ho.

Stye No 1
Encyd. Lum 2.

Grando & Millerum.
White tumors at margins of eye lids.
Remove with scissors. —
Encysted tumors - Adheres strongly to Cartilage - puncture & squeeze out contents & introduce Nit. Arg.

Anchyloblephara.

Union of lids - open with scissors.
If there is dis.d Cornea underneath do not operate -
Symblepharon
adhesion of eyelids to ball.

Sugaphthalmos.
Result of cicatrix - paralysis of orbicular muscle - by paralysis of facial nerve wh. supplies that muscle.

Otosis. Symp. of dis.d brain - sometimes 3rd. Nerve paralysed.

Inverted eyelashes
Rubon eyebaer & destroy its transparency: extract eyelashes with forceps: radical cure removal of bulb; sometimes necessary to remove eyelashes altogether.

Extropion
Portion of lid transplanted.
Of from swelling scarification & ashing. washes.

Tuesday. 20th April. 1858

Affections of lachrymal apparatus.

Inflam. of sac.
If nasal duct is obstructed pass probe down daily – Kept. open for 2 weeks.
Fistula lach. caused by inflam. of nasal duct.
Epiphera or watery eye.
prod. by obstruction of puncta. or nasal ducts: application of cold or mild astringents.
Dry eyes require vapor of ether or ammonia. Emanthus or Chronic enlargt. of Caruncula lachrymalis.
If Caruncula is large. Insert away enough to leave natural part. behind

Opthalmia

Inflam. affections of eye ball
Conjunc. powers out mucus. Cornea
loses transparency is destroyed
by ulcers or abscess. Iris is destroyed
by serous inflam.
Crystall. Capsule & vitreous v.
easily injured
Scrofula. Syphilis & gout affect
disease of eye differently.

Conjunctivitis
Simple. Catharral. Purulent
gonorrhoeal. Strumous. phlectenal
& pustular &c.
Simple. Conjunctiva lines interior
lid &c. Inflam of Conjunc.
Symp. Heat: itching: lachrymation:
Treat.
Apply cold - Purge - leaches
at inner canthus &c
Antimony few doses.



Warm astring lotions.
Nit. Arg. gr ij to ℥ Aquae Rosae
Wine of Opium, ad.
Collyrium.
Bichl. Hg gr j
Zinc Sulph. gr iv
Aquae ℥ viii
Opium Op. ℥ j
very few cases of simple Conjunc.
require leeches.

Simpl. Symp. 3 lbs Sugar Oj Water.
Liquor Sacch. Tosti. - Caramel burnt 2
1/2 lb. Sugar - Gal j. 140. heated. 376°. gets bitter
used in gravies &
Molasses - Treacle - 40 or 80 per c. of Sugar in sol.
Maple Sugar. acer saccharinum.
Cassia. Sugar. Cassia Fistula. Leguminos. Dec. Monog
ten stamens - one pistil - Flowers yellow - calyx. 5 leaves.
Pod. 2 brown or black. 2 long lines runs from
base to apex sited near deep grooves, late r.
leathery. Pulp v. rich. sweet taste 1 purple
color. seeds v. hard. used with pulp.
Pulp yields 61 per c. Sugar. also gum gluten &
extract - malfus 1 salive ingredts. In nutritive
agent - lenitives. - In suff. quantity produces 1 or 2
dejections or stools. In habit constip
Cassia Prep
Fly's. Manna, Quid est?
2 Fraxinus - ornis - F. rotundifolia
Tetigonia Orne

Small Pox cond from end of Practice in this book affects all ages.
Cause: specific poison: dis. infect.s & contag.s does not immediately come - period of incubation 10 - 14 days.
Inoculation practised before vaccination was discovered - by Lady W. Montague. Jenner introduced. Vaccination. superseded form is not infallible.

Effects of sugar on Urine.

			of quantity previously observed
Entire secretion red.d	67.398	or	1/39
Water c	53.353	-	1/48.
Solid constit	14.055	-	1/5
Urea	8.565	-	1/3
Uric acid	0.104	-	1/3
Fire proof Salts	4.851	-	1/5
In Sol. do	4.1		
In Sol			
Earthy Phosphates			
Phosp. Ca.			
— Mag			

Salts decomp.d by heat
Extract. Matter.
Sulphates no diminution

Mat. Med Monday. 7th Feby 1859

Cubebs. Cubeba

Java. java or batatam pepper, introd 1305., cubeba officinalis. Fruit: size of pea. yields vol: oil. yellow. light. than HO. & Resin 2 sorts. One green soft sol in C_4H_5O. smell & taste of Copaiba. 2nd hard: aromatic.

3 Piperine. Cubebine said to be yellow. & supposd to be Compd. Piperine

Oil Cubebs most potent: dose 10 oz to ʒp. diuretic acts on urethra

Physiologl. Effects. In small doses stim to stomach actd to M. surfaces especially genito urinary organs: changes urine: in l doses acts as excitant: contraindicd in erythema of stomach: in l. doses stim bowels: in some disords. N. syst. headache. convulsions: eruption rashes: urticaria:

Uses. In gonorrhoea. In 50 cases cured 45 alone: Cubebs ℥ij. Alum ℥p. mix 9 equal portions. Dose 1 & 3 times a day dose ʒij.

Oil Cubebs efficacious. small quantity rapidly absorbed not produce N. derangement.

Cubebs (2

as electuary with Confec: Senna 4 times latter. Preps

Tr. Cubeb 1pt. C. 2pts P. Spt. dose ʒj to ʒiij

Oleo: Res in Cubeb. Cubebs SO^3 C_4H_5O.
dose ʒß to ʒj.
1/8 stronger than ordinary Cubebs

Confec. Rosæ. Gallicæ.
℔ ℥j Rose leaves ℔iij Sugar.
astring. used as vehicle

Rosa Gallica Rosaceæ. icis and monog.
Europe. Offl. portion leaf: bottom of l removed. 2000 fl. yields 100 lb fresh 10 lb dried contain Tannin & saccharine matters.
Confec. Rosæ. excipient incomp. with Ant. lead & Ant. Tart.

Infus Ros. Comp.
Strip. pilals in Tos water.
long ʒj Contains by wt dil SO^3.
excipient for Qu.

Mel Rosæ same as confec. sub. honey for sugar. Used for mixing with Borax.

Syrupus Rosæ
infus & Sweetened

Confec. Rosæ Caninæ.
Dog Rose ℔j ℥xx Sugar
Indig: Off. portion Fruit: scarlet berry: hip.
yields 1/3 wt. of cyc Sugar 1/4 gum 1/7 Med
alloy fibre. Muricine Resin
Tannin Citric & Malic Acids
Prickles separ.
Uses Refrig in febrile disorders. Excipient
pectoral mixture.
Confec. Rutæ. Rue.
Rue. Carraway. Sand El. ℥ij.
℥ß. Rep. Sagapenum ℥ij Blk pepper
℥xvii Water Avoy dose ℈j to ℥j. Antispasm
Rue. Ruta graveolens. S. Europe
herb. 4 feet. At one time thought useful in many dis
Off. Port. leaf. v. small obovate polished.
disagrb. smell.
Off. port Oil 1/192 pt. of entire soils.
deep yellow. Ambr. nauseous disagre.
taste warm pungent.
Uses. Antispasmodic in Convulsive dis
in infantile disorders as clyster.
At present day used as abortive by laity.
Poisonous effects in l. doses.

(+) Confec. Rutæ dose ℈j to ʒj.
10 grs or 12 grs with lemon ℔o as injection for children

LAUREL Laurus Nobilis
laurac. enneand monog
Offl. part. leaves yield no Prussic acid
leaves yield oil of bayes of laurel oil
thick. granular. dark green.
employed. Stem Embrocation sprains
Contusions &c. vol oil wh. is light &
Resin. unimport.

Confec. Scammonii
Scam. ʒjß ʒvi Cloves ʒvi Ginger.
ʒß Carrang Oil. Syrup Rosæ. q. s.

Scammony
formerly called diagerdium.
Scam. Convolvulus scam. convolvul. pent. monog
Greece Persia Syria China
Plant root 2 ft in l. diam 2 or 3 in across.
directed ⊥ from Earths surface. Root conical
external greyes brown. internal white
milky white juice forms Medicinal
subs: 3 or 4 stems as high. grunt
herbaceous: size goose quill ea senior
ribbed leaves remark bl. Sagittate.
flower changed into pint tubed. Cont.

no of seeds

Offl. Part of Scammony

Concrete piece obd from Root: milky fluid. Root tapped. Adult. flour sand chalk starch gravel &c.

Pure & adulterated. Scammony both imprd in cases. Pure of 3 kinds One most import: properties masses. large weight: found in Drums lined tin outer surf white & dusty effervesce with Hbl. is chalk. friable & pulver sulent: remarkl. smell: like sour milk of ewe. inflam. blue wh. Color: cerevisiae resid. shd not effervesce in interior Hbl. nor turned blue by Tr Iod. nor purple. no chalk; no starch; no dextrine.

Tue day.

Adult. 2 kinds Calcar^s & Farinac^s. 1 O. hard. powder^d friable: depressions effervesces Hbl. exterior & interior Simple chalk ii calcareo amylac^s & iii calcareo dextrinous. 2 becomes blue with Tr Iod & Guaiacum: (flat cakes plano convex. or lumps) iii Purple c Iod.

Scammony

farinaceous: irreg. pieces dark dull green brown color. newly fract. bright: lighter than last: does not effervesce with Hbl. blues Iodine
Factitious Scammony. Grays &c.
No good scam^y in shops.

Analysis. Resinous Matter active prin amorph. pieces brown Alk. sol in Sp^t. C_4H_5O. Clear liquid with Sp^t. called Vina S. prep. dissolve S. in Proof Sp^t. distil wash S. with b^y HO evap^d & dissolved in Rect^d Sp^t. & distilled: no operations regulate purity: dose grs vi to grs viii a very elegant cathartic: cont^s. $CHO_{77 \text{ to } 83}$ in good - in inf. $O_{37 \text{ to } 64}$ perc:
Also gum.

Physiological Effects.

Cathartic: increases succus intestin: & stim peristaltic action. In lingering febrile disorders. With bitart Potash in Dropsic Affections Called Pulvis Basilicus. S. Potash & Calomel Confec. Pulvis Scam: grs x to ℈j
Pulv. Scam Co: ℥ij S. āā Jalap
℥ß Ginger dose ℈ß to ʒß.
In des Children

Mis: Scam: gs vi. S. ℥iij Milk uns Kind
Emulsion

Conf. Senna ℥viii Senna ℔j Figs
— Tamarind Prunes Cassia. Coriander
— Liquoria. Sugar. Dist Water.

Senna

Long known. pods used instead of leaves
Leguminos: uncertainly as to his family.
Cassia Offic. or Ethiopica. Leaves. 1 inch
in l. 1/4 in width: sessile. v. green. 4 to 6 Prs
on a branch. leaves unequal size.
Nerves in leaf. Stamens 10 in No. Pod
2 to 4 in in length: seed Cordiform:
acutafolia. gr. l. of leaf: & sharp swells
in middle & gets smaller.
Obovata. leaf swollen at terminal extreme
smallest near stem: shorter than last.
elongata. Cassia Marylandica. has
large leaf: largest in Centre 1/2 in.
ant. vrny V. Δ. Cassia Ethiopica. Egypt
Nubia: Tripoli: Cassia Acutafolia. Egypt
Suez: India. Cassia Elong. India
i Tinnivella & a Mecca

(8)

Senna

Alexandrian Indian American
leaf. grass green imperfect dust legume or pod
small vern ark^e. like Bohea taste nsud nauseous
& acrid. yields ⅓ bulk to 69 HO. with Pif Sp^l. brown
Fr. with C_4H_5O & Rec^d Sp^l. green mixture.
Alexandrian or Egyptian furnished by
several trees. v. much adulterated. most
common Argill leaf: latter more perfect.
than ~~Alexan~~ Senna leaf. in Senna
⊕ in Argill ⊕: in Senna lateral nerves be-
neath: flowers of Argill leaf white
Senna yellow: fruit of senna pod
of Argill pollich like orange seed.
Alexand^r. adulterated with sand rabbits dung
Indian Senna 2 sorts.
i Superior Tinibella ii Inferior Mecca
1 leaves v. perfect. v. green: spots after
time.
Inferior Mecca leaves not so long as
Tinibella^m. yellow: irregular some perfect
some broken narrow. mixed with
portions stem. Cassia Marylandica
size of leaves inch ½ or 2 in. in l.
leaf fawn color upper side. met with
in

calles. Analysis. Cathartine neutral yellow red. sol in Spt. Rect. in Ho. Prof Spt Cont no ct: Preps. add to Infus. Senna Acet. lead. precip. clear liquid with SO3 & rect. Spt. Sulphat Potass thrown down. filtrated & pure liquid evaporated is Cathartine. dose grs ij to grs iij. cathartic. Vol. oil sep^d by distillation liquid straw yellow Inst. warm pung. taste. Resinous matter.

Physiological Effects.

aperient ~~tobu~~ has specific action on muscular coat of intestines. Not toxic. Nursing infants affected by Senna.

Preps. Pulv. Sennae. passed thro' sieve dose ʒß to ʒij.

Infusum Sennae. to 1 Ho. 2 or 3 h. filtered

Co Infus. Senna leaves ʒxv. Ginger Pt. boiling Water. dose ʒij to ʒiv

gr j Nit Potass to SO3 ʒj Infus. to prevent decomposition

ʒij Sulp Mag ʒi Arom Amm Sp an Spt Cinnamon ʒij Com Tr Senna Oj Comp^d Infus. time glass full every 2 hours

Senna

To prevent griping Coriander seed
Co. infusion Senna
℥j Senna leaves ℥j Tamarinds
℥j Coriander seed ℥ß Sugar Oj Ho
dose ℥ij to ℥iv.

Enema Sennae.

Senna: Sulph Magnes. Sugar. Olive Oil

Syrupus Sennae.

Senna. Fennel. Manna. Sugar. Water
dose ℥j to ℥iij for Children

Confec Senna

Senitiva Electuary dose ℥j to ℥iij.
Bitart Potash. Jalap Pulv. ℄ et.

Co: Fr. Senna

S. Currany. Cardoman Raisins. Proof spt.
apercent ℥ß to ℥jß.

Figs. Ficus Carica

fruit called drop.
fam Moraceae. polygam triacia.
Levant: best figs Turkey. v. nutritive
Analyses 62½ per C. Sugar.
gummy matters. Calcar^s. salt lace gluten
PO^5. Often cause flatulency & injure stomach
as cataplasm from 1st cover used in affec mucous memb.
general

Fig in Compd Decoc Barly v Confec Senna 11

Prunes

Prunus domestica

Rosae. Icos and Monog.

1629. Parkinson descd. 60. varieties. Now 300 present called St Catherines or Green gages. and St Julian 11½ per c. Sugar.

Aperient.

Liquorice.

Glycyrrhyza Glabra

S. Europe. Italy. Leguminos. diadelph decand. Offl. portion. Root. Glycyrrhyza radix. occurs in str. pieces: ≠5 in long vary in thickness. Color grey. plica longit. interior yellow. viscid taste assuages thirst: adipson: in diabetes glycyrrhyzine. thin plates sometimes neutral sol in HO. latent L. leaper. decoc. & inspissated. Spanish Juice: Surrounded by Bay leaves. Contains Copper. Zijp from Zir liquorice anoxy to some.

Ext. liquorice sweetening agent. empd. as vehicle for pectoral remedies. Refd. liquorice

Trochee. Gum Arabic Sugar HO. Troch. L. & Opium

Wednesday 9th Feby 1859.

Decoction. prepr. made by boiling: at one time called epithema. usually made with 160. add cold or boiling & continue: suls. wh. our action to bol principle are injured. ~~of~~ by boiling. As sassafras in Decoc Sarsa: & Cinnamon. by boiling too much extracted: decoc. of Colum. be weaker than Infusion: frequently active princip. gets changed peculiar oxide formed: as In decoc. Senega weaker than Infusion or lastly new Compd. may b. formed eg: decoc Cinchona - Cinchona & quina enter into Compos. with red colog matter.
Resinoid matter often falls down in decoctions
Prep. Cut up drug into small pieces: put into vessel with opening: boiled & strained. whilst hot: vessels made of glass or metal: copper most objectble.
Nux bomica: decoc. spoils in 36 or 48 hours in summer: To prevent decompos. some Tr. or saline ingredts. Nitrate Potass 1 or 2 grs to ℥.
Decoc. Aloës. Co: ℥vii Liquorice extract ℥i Carb Potash ℥iss Soc. Aloes Ex āā Myrrh āā Saffron Oiss distilled water ad ℥vii boil to Oj. Tr Cardam

Aloes

~~Aloe~~. leaf. long. 2 feet. succulent armed with sharp spines.

i Aloe vulgaris ii. Al. Socotora iii A hepatic iv A

1 Aloe vulgaris called Barbadensis.

Levant. Libaica. hexand. monog.

Prop. of Vulg. Stem short thick rough. brown externally: leaves v. succulent 2 feet l. 4 in broad at base convex & concave on opposite sea green tint: no nerves or midriff serrations on border: flower stem 3 feet h. large as finger: purple externally. flowers arranged at top forming spike deep yellow color.

Aloe Socotrina. Is. socotora: Arabian gulf. leaves 1½ foot: color more deeply green. flowers not so numerous: purple color.

Aloe Hepatica

Aloe Capensis. 2. i Aloe Capensis.

ii aloe ferox. Aloe Cap. flower straw yellow. aloe ferox. not much known.

Prop. Concrete juice obd in leaf of plant: cells in leaf longit: cont. fluid by solidification makes aloes. occasionally exudes - or by incisions

or by compressing leaf: or boil leaves in water supernat. liquid removed & concentrated or combination of these methods. or leaf sliced in bs. bd & cut: & juice separated.

i Aloe Socotrina ii Aloe hepatica
iii Aloe Barbadensis iv Aloe Capensis

i Aloe Socotrina: best rarely met with it deep red brown. shining & polish, semi-transp. garnet color: frac. conchoidal surf. red. brown: exterior maybe harder than central: sol in Rect. Spt. possesses acidity: aromatic qualities. Aloe lucida. occurs in small & fragments. pea to nut semidiaph. red tint: D. Simpson 4 Vars 1 Tears: angular sharp. red brown color. 2. 3 In vocy. masses yellow dull. Taste & smell not so apparent. 4. In pieces red brown irreg. True Socot fragments pieces. garnet red. transp. in thin pieces: golden yellow powder of trituration: & sol. in Rect. Spt.

2. Aloe Indica or hepatica:
Imperf. in boxes surrounded by skins.
Prop. Liver brown color: glossy. powder golden yellow not as brilliant as Socotr. Not entirely sol in Rect. Spt. Taste nauseous

Aloës

small nauseous subs. bitter

Varieties of Indian; may include 3d and 4th varieties. 3d variety pacted surf. irreg.

Mocha. deep blk color; brown or recently pacted impure sand leaves & wood distributed in it.

Other kinds of Indian Aloe mentd.

Aloe Barbadensis. Gourd aloes collected in gourds and shells always.

Occurs in Amorphous masses; brown color pacted bright & resinous at first.

Test. breathe upon it & peculiar odor as from axilla: cannot be readily pulverized

Powder Olive yellow color. One kind of B. aloes. Superior. also maybe 2nd Inferior evaporn. of decoc.

Aloe Capensis. In large lumps. V. brilliant: deep green but reflected. called Resinoid aloes: easily pulverized. powder deep yellow green. taste bitter nauseous

1 Soc. Cape aloes 2. Hepatic Cape Aloes

Caballine - bituminous consis. eatens hard.

Curacoa. more inferior to last.

Aloes

Analysis. Bitter principle & Resinoid usually = proportions. In Barbadoes 60 per c. bitter 35 per c Resin obd from deep aloes: bitter principle brown amorphous with acid tooth sol. in water. vinegar. made up of aloeine. Resin made from deep. which is allowed to cool Resin deposited. fluid filtered. occurs in bi. masses: no crystl. shape sol. in Rib. Spt not in water. Gallic acid in sparing quantity called aloezic acid. olive brown but with $FeOSO^3$.

When NO^5 is poured on aloes & mix boiled new prod. bitter sour. mix deep yellow.

Physiological Effects.

In small doses tonic to digestive organs In large doses Cathartic: 8. 10. or 12 Forms reqd: slow purgative reason intractibly in gastric juice. acts Chiefly on large intestines as Rectum: stimi organic Coat. frequently causes overloaded state of veins in region of Rectum

Aloes
Likely to affect uterus in females.
Occasionally brings on Catamenial dis
ursint for pregnant females: nor drugs
Catamenia & in dysmenorrhoea & menor
rhoea; acts on duodenum after Rectum
Called Cholagogue; stim portal circula-
tion. Aloes doesn't act as purgative un-
less there is bile in alimentary Canal.
Has specific influence over bowel.
Said to be diuretic.
Energy increased by add S. Ext Gentian &
Pond. Ipecac: not with soap Ipecac
presents injurious effects.
Aloes grs V. Ipecac. grj or grjss.
in hemorrhoids. Used as Cathartic
generally especially in Constip^n with dyspep
2 pts Tr Aloes & 2 pts Soap Liniment rubbed
over bowels in Children
In amenorrhoea: & cephalic disorders.
In dropsies with squills: In biliary disord^s
with acetic Ext. Colch. & blue pill.
gr iii gr ij Colch Ext & grs ij Blue Pill.
Aloes in Quinine in convalescence
As anthelmintic in Ascarides
As enema with Turpentine

18 Aloes

Pulv. Aloes. trituration facil.d of fixed oil
fine drops. dose grs v to grs xv
according to some grs ij to grs v.
energy increased of Colch. Ipecac &c.
Aloes Colatum
melt. & forcibly squeeze thro cloth.
prod. opque dark brown Color
given in larger amt. than plain Aloes.
Aloes liquida
violet tint. transp. deposits
Acicular crystals white when reap.
Converted into product resembling
Indian Aloes. by sunlight resembles
Socotrina.

Thursday. 10th Feby 89

Pil. Aloes Co:

Pil Aloes & Myrrha
A. & ch. Saffron Soap & treacle
Pil Aloes et Assafœtida
Soap.
Pil A. & Ferri
A Sulph Iron Cons Red Roses

Pil Aloes & Saponi Warsaw
Pulv Aloes Co:
Whitwell

Pulv. Aloes & Canella Whitwell
Decoc: Aloes Co: W.P.O Whitwell
Aloes, Myrrh. Carb Potais
Saffron. Fl. Carb. Co Fr Cardamom:
Ext. Aloes.

Fr. Aloes
Aloes Liquorice & P. Ppt
Co, Fr Aloes
A. Saffron Fr Myrrh.

Co Fr Saffron
P
S S T T T
T T T
Co Fr Aloes T
Aloes T Thaddeus
P
T Thadd Thad
T Thaddeus of Warsaw

Fr. Aloes.

11. Co Fr. Aloes. A. Saffron Fr. Myrrh.
dose ʒj to ʒiij

Enema Aloes. a. decoc Barley

Vin: Aloes. A. Canella bark, Sherry.

2nd Class ʒp to ʒjp

Ext. Colocynth Co.
C. A. Hanne Soap Cardamom
Oil Carraway or peppermint

Pil. Colocynth. Co.
Same: with Sulph Potash.

Pil Rhei Co:
Myrrh-Aloes. Rheum Soap.
Oil carraway.

4. Pil. Gambogæ.
G. A. Gingi Soap

5. Pil. Sagapeni Co:
dose V to XV grs.

Co. Fr. Rhubarb: R. & A.

Fr. Benzoes Co. A. Tolu B. Styrax
Benzoin Rect^d Spt.
Bell Sticky plaster

Myrrha Balsamodendron Myrrha.
terebinthaceae. Oxland monog.
Arabia Felix: thorny tree. Offl. portion Juice
exudation spontaneously or by incisions
Ikmas Turkey & E. Indian
E. Indian: Best. Inferior worst.
Best in pieces irregular color whitish
red. brown: frangible: surface exposed white.
variegated: exterior granular: sol. in Spt. not
entirely. 2nd quality small pieces: no larger
than pepper corn. 3. larger pieces inter-
mediate. bean to walnut. red or purple
tint. Best myrrh - Myrrha electa.
Analysis. Vol oil gum resin
vol oil sepd by distill with HO. fluid & brown
yellow: denser than HO: aromatic
gum 2 sorts - sol. & not insol in HO.
1. Precipd
Resin 2. soft & hard
Myrrh pulvd with difficulty hardened
sand or sugar: sol in Spt & alkalies
red with Nit Acid & liquor Potass

Physiological Effects.
Stim. Stomachic: tonic emmenagogue.
If l. dose taken causes sense of heat in stomach when irritable: excitant to stomach: stim gastric juice.
Removed thro' kidneys & bronchopulmonary apparatus
Accelerates pulse during circulation
In Amenorrhoea, hysteria & Chlorosis
In Bronchitis: Emphysema.
In conjunc with squills amenorrhoea.
In Phthisis given as Antiheitic Mix
cont. Iron.
Preps.
Tr. Myrrh Oj Spt. ℥iss Myrrh.
Transp. amber yellow color.
Milky mist with Ho.
dentifrice
Tr Rhatany & Tr Myrrh = pts as dentifrice: Tr Myrrh as mouth wash. ℥j to ℥vii Ho. Co Tr. Cinch & Borax: In Ptyalism. As stim in treat ulcers bushed over part.

Mis Ferri Co.

Sulph Iron Carb Potash Myrrh.
Dpt Nutmeg. Rx Ho. ℥ij to ℥ß.

Pil Ferri Co.

Sulph Iron Carb Soda Myrrh. Leac

Pil Galbani Co:
Fr. Aloes et Myrrh.
Pil ——

Aloe. Amyli.
Pour By Ho on Starch ℥j
oj ℥ß to ℥j

Starch is met with in every plant. insol in cold Ho: sol. in boils. water, jelly called amydine: thro' microscope - granules circular: promuscin called hylum, granule enclosed in capsule. ⊙
Starch with Iodine Iod. Farina.
Also converted into dextrine by application of heat Butsh Jam.
Dextrine Starch converted into glucose & lactic acid.

Starch Amylum

Starch + No^5 prod Oxalic Acid
Easily digested. Saliva alone doesn't digest starch: digest. depends on Comb. of Saliva + mucus. from buccal gland - not from Parotid: 10' or 12' reqd. in digesting starch. In stomach saliva Counteracted by presence of gastric Juice. Crop = proventriculus.
Digestibility most ~~[illegible]~~ of all principles: Starch no digested in stomach depends on largeness of amt. taken: Starch has been observed in faeces.
If starched mallowed raw will not be changed: cooking renders it more digestible. Condition of person himself. secretions may be suppressed.

Nutrient value

amt & W Prout indispensable easily changed: borne by stomach when other food wd be rejected: not suitable for weak stomachs.
Suitable for children

Starch. Amylum

Uses. calorifacient.

Starch furnished by Wheat Triticum Vulg

gramineæ. ordaceæ trijand. digenia

Off. Port. Flour. 56½ to 73 per c Starch

7. to 14½ gluten 5. to 8½ sugar

2.5 to 5.8 per c gummy matt

ligneous. 1.2. to 2.3 per c.

α - μυλον.

Blue owing to Cobalt.

Starch from wheat ○ lenticular. ⌓

hylum distinct stellate.

Med As pondr over burns &c. excoriation

As enema: + on bandages.

Gluten.

Water + Starch in bag - Starch squeezed out

+ gluten remains:

Gliadine + Zymone. digesting Alcohol on

gluten zymone left in gluten after

abstraction of Gliadine

Bran purpureous tritici. Bran nutritious

Monday 14th Feby 1859

Wheat

5 varieties of wheat diseases: ergot most import. & wheat adult. with rye barley &c distinguished by microscope: & with beans peas meal &c & potatoe starch: latter occur in large globular corpuscles bluish appear. striated on surface: In wheat corpuscle smaller & more irregular in dimensions & sometimes elongated & elliptical.

Test. Sol Potass. 1 per c in water, causes potatoe starch to enlarge 4 or 5 times bulk. doesn't affect wheat starch

Liquor Potass. 8 per c. dissolve starchy & leave tissue or expose it to vapor of NO^5. diff in color strain yellow in case wheat histogenetic principle: & calorifacient better adapted for former. not powerful fattening agent: easily assimilated

Medical uses of Wheat

As powder over brains or scalds of 1st degree In cases of metallic poisoning, mechanical agent.

As demulcent & emollient.

Externally with mustard &c in manufac of poultices

Bread. prod^d by fermentation & baking of wheaten flour: Lightness of Bowm to CO^2 extricated with Alcohol from yeast: alcohol dissipated by heat. Good Bread sh^d be elastic & absorb H_2O easily: & become soft.

Occasl^y Lactic Acid generated during manufac. of bread: Bread of yellow color frequently raised by HCl & NO_2SO^2.

Adult^s. Potatoes: when prop is small cannot be distinguished: when larger bread soft easily crumbles. Sulph. Alum to whiten flour, always employ^d.. 18 or 20 grs in 4 lb loaf does not change taste makes bread more tenacious & dry. When more than above bad sympt. caused

Test. Sol. of bread in boil white prec with Chlor. Barium or Carb. Potass. Sal volatile. sesquicarb Nitrate Ammonia.

(4) $CaO\,SO^3$. gives bread white appear & firmer texture.

Bread

Known by ferrocyanide Potash: gives brown tint = Bicarb Potash.
Carb. Magnesia — bread apt to acquire straw yellow tint.
Calcareous salts. Plaster Paris
Bone ashes stucco &c
Nutritive value of bread
Always kept 24 hours before it is used.
When newly baked bread is taken
Causes many disorders: more into acidity: or eaten fermentation in stomach (Sarcina ventricule)
Sometimes bread becomes pasty & doughy in stomach. S.A. Ind^s: aversion to bread
Bread becomes mouldy: when it is most injurious in its effects if eaten. Pan bread more dry.
Ad^y bread has 1/3 wt. of HO.
Bran made with unbolten flour: more nutritious: laxative in a mechanical sort of way: bran bread thought to prod: skin disorders: papular eruption: brown bread made with coarser kinds of flours.
Fancy bread. Rolls pernicious to invalids: ferment

Unfermented Bread

Compact & light. 1st Biscuits ex: assimilated with readiness. qualities improved by ferment.

Light. Ginger bread: puddings &c bread pudding suitable for invalid. Pastry an abomination ⊏ Oats

Avena Sativa. Oats. Groats. Native Asia. Gramineae. Triand digynia Chief Constit: starch some very minute granules Avenine 16 per c. proteinaceous subs. gum & sugar & sometimes fixed deaginous principle: v. nutritive: not so histogenetic as wheat: meal used as gruel one oz meal 3 gals by H.O. boil to qt. j. antiphlogistic dietetic meal darker than wheaten flour. ~~not~~ never solidifies in so perfect a manner as other grains.

Gruel in cases of irritant poisons to protect tender surface of membrane emolient & demulcent in irritation of intestines

30 Tapioca Tampa Mariol

Brazil. Guiana & S.A. yields fine starch ~~[illegible]~~ sweet & bitter. Sweet fusiform roots. Bitter elongated pieces nodos. ities on surface v. poisonous owing to Prussic acid: deposits tapioca: various ways of separating starch cut up root & pour on Ayfer. press stuff thro' Clothes: or squeeze root into HO stir up & allow it to stand starch is deposited.

Tapioca: granules: v. hard. & coherent. forms with HO a pecular solution. Jelly is v. tenacious firm. formed by adhesion of cell walls Contg Amydine.

Corpuscles: uniform 1/2000 pt. inch irregular at one extremity vessels on superior surface remains of hylum.

Tapioca easily digested, absorbed & assimilated: especially good for children: given as gruel or jelly. also 3 other sub. obt.

sisipa: inferior sort of Tapioca

darker. Bread used by S.A. Indians
beat root into pulp & beat out
starch: more insipid than
Sunt Cascara used for bread
Cascarine juice wh. has undergone kind
of fermentation.

Tuesday. 15th Feby. 1859.

Barley
Prep. Decoc hordei - ℥ijss Barley.
Ovp Bg Ho. 1/2 pt poured on fist.
Co: Barley Decoc.
cont. liquorice raisins sugar
useful in catarrhal affections.
Ale or beer made from Barley useful
in adynamic states.
Barley water used for manufac.
of enemata.

Arrow Root Maranthæ arundinacea
& M. Indica & from Curcuma longa
angustifolia & fr. Canna edulis & fr.
roots of ginger root. Arrow
Marantaceæ. Monarud. Monog.
W. & E. Indies. sep. fr. root by dividing
it & pressing it. juice mixed with Ho
& granules settle

Arrow Root

imparts to cold water albumen sweetish taste: contains a no of starch granules $\frac{1}{2000}$ in long, some $\frac{1}{750}$. ½ breadth of their length: elliptical: sometimes triangular: minute points on surface surface studded with nodosities hylum distinct but rings surrounds not seen. Analysis.

Contd C_{40}. HO_{60} per c.

Adult. with E. Ind. Arrow Root. distinguished by microscope: shape of latter more circular definite white mammary processes not so observable – Otaheite Arrow Root. recogd by minuteness of corpuscles. Potatoes starch recogd by microscope Cheml. test depst paste of meal in HCl if W. I. a. R. paste thick pulpacious tenacious.

1 Pt meal with 2 Pts HCl.

As nutritive subs. well adapted for invalid.

Agrees with infants. In irritable states of mucous memb. preferred.

v. useful in chronic disorders where inflam is present.

Oryza Sativa Rice Plant

affords sustenance to 100 Mill People. Rice plant resembles wheat plant tho stronger: during its developt. miasmatic vapor exhaled. skin, disease prod.d. thro its means. Rice alt. granules $\frac{1}{5263}$ in in l. v. small. pentagonal-proportion 85 c. starch in Rice Rice always contains sugar & fatty matter. v. nutritive. Less useful as proteinaceous subs. useful for dyspeptics with sour states of stomach & after diarrhoea or dysentery. Rice not so serviceable as potatoes as dietetic agent.

Tous le mois. Canna Edulis.

granules large: ovoid shape, v. perfect. confund.d with Potatoes. T L mois unc as large lines on T. L. mois v. faint on potatoe v. prominent. Hylum near extremity than T

Sago Sagus levis or inermis Molucca Borneo Sum
2 S. Rumfii Molucca. 3 Saguerus Rumfii.
Sago trees 30 or 40 feet high.
Sago constitutes pith.
Ea sago tree yields 500 or 600 lb meal
tree. Sago tree furnishes liquid of
intoxicating nature. Aqua Infernal
from fruit. peculiar bitter acid
principle imparts to aq. peculiar
prop. stenc. & irritant. emetic &
purgative.
Sago powder. in granulated! Sago
farina dust of wh. tail. dark grey
or yellow shade. sweet mucilag.
alb. taste. sol in boiling water.
granulated occurs in small nodules
v. hard & polished on exterior
Prep Sago meal - with turmeric -
powder, flavd. with Cassia & Ratafia
Corpuscles truncated fracd surf
irreg. dihedral. $\frac{1}{2000}$ to $\frac{1}{1000}$ in inch
v. narrow. on surface rounded on
broken pt. Sago meal adulterated
with other starches.
Pea bean potatoe

Pea. pisum sativum introd into Eng. time of Q. Eliz.th. Rich in starch 42½ p.c.
18. gluten & oleaf. subs. Calcareous subs.
121 lb Pea = 191 wheaten Starch = to 1096 lb Potatoes. As powder called Brose meal. Nutritive & pulleying Assum.d

Bean Fabia vischia Lomentum
Meal Cosmetic to remove wrinkles &c. bean same as pea tho' more apt to prod. acidity & flatulency

Potatoe. solanum tuberosum. solanaceae introd by Sir Walter Raleigh - in wild state potatoe v. small & bitter. 15 p.c. starch. 75 p.c HO. or less. asparagine sep.d alb. & sugar. 3 Diseases. 1 Scab. pustules - ulcer. 2. Dry Root. 3 Wet root. Murrain from Cont. asparagine & solanine
7 lb. Pots. allowed by Sir Jno Sinclair $14000 pr a man wip & 4 children.
Potatoe true Cure for scurvy.
Potatoe yields 1 starch: Rounded. Rigs. enlarg.d by liquor Potas. 2 Potatoe Farina
Potatoe spirit manufac.d from Potatoe

36

Lichenine. Iceland Moss.

Cetraria Icelandica. Iceland

Cryptogam: alyæ small flowerless veg. 3 in high: leaves coriaceous serrated color grey-spotted. with grey tubules, obovate above leaf spots due to white spots beneath leaf chalky. Tuth minute & sharp. Under surf stain, upper more visible to Cetraruret Iron. Analysis.

4 Acids. Cetraric Acid v. bitter prod. no of salts Cetraviate Iron causes red stain on moss: occurs in crystals. brown w salts of iron

2. Lithestearic Acid occurs in platis, brilliant, insipid.

3. Fumaric Acid. 4 Chlorsalic Acid

2 Kinds of starch

1 Lichenine & inulin

Purple or blue Fr Iod. with 2 olive brown. If Fr Iod. be added to decoc. 1st green mix. sediment separates into 2 strata - yellow or blue. white precip with lead or

Cuso3 - green: pus salts iron red

Iceland Moss, nutritive & tonic serviceable for invalids belong under slight derangement. bitter stomachic & tonic

useful in chronic catarrh & laryngl. affections

in pulmonary affections. demulcent.
as decoc ℥i ℥ij moss Oij Oj Bq Ho.
moss macerated first in cold water.
then boiled down to Oj. when cold
used quantity ℥ß to ℥ij at time
or use large propor. moss coup'd with
gelatine or arrow root. fluid solidifies
sweetened. Lichen Hibernicus.

Wednesday 16th



Winter Green
~~Irish Moss~~ Pyrola umbellata.
Offl. Pt leaves
stimt wifl. on renal organs: increas.
dyist. powers. employed for cure dropsy.
exhibd. in shape of decocn. dropsy
Decoct. Cinchona. 3.
Bark bruised ℥x weighed Oj Ho & boiled
10' strained.
Decoc. Sidonii. ℥ij Sid. Oj Aq. dis.
Sidonium Pyrus sidonia
Quince plant. sidon in Crete
abounds in irritating juice.
Offl. Pt. seed within fruit.
ea fruit v to x seeds

 Sidonium
layer of cells filled with fluid.
Analysis Emulsine. Sidonine v.
like amygdaline. use of seeds in l.
quant. deleterious. Emulsine unite
& gummy pure. Known from Aralin
by Oxalate lime & Silicate Potass.
not affected. 1 pt. seeds with 24
pts. bo yields mucilage tenacious
uses. grainful discr. of mucus membr.
as mucilage
Decoc. Dulcimara.
℥x Dulcimar Ojss Dist Aq
Decoc. Gallae:
Decoc Granati
℥ij Pomegranate Ojss Aq. Dis:

Granatum Punicum Granatum
Africa. Granatae icosand monog.
Tree 20 ft. bark brown. wrinkled long.
leaves obovate wavy sessile.
Flowers o. beautiful crimson color
Calyx thick fleshy. bell shaped.
~~flowers~~ Fruit size of apple, rounded,
in shape: apex & lower flattened

remains of calyx on one end.
Interior of fruit cortex. Pulp or
parenchyma
Grand Offl Pt bark of fruit & of
root abound in Tannin: fruit 1/3 wt.
of root 1/4 wt. mannite. other matters
extract. Cortex of fruit occurs in
thin pieces outer surf. smooth mind
ded a convex. under surf. concav.
rough. bitter taste: bark of root,
same characters: Specific for
tape worm taenia solium. expel
worm in 3 hours: longest time 25
hours. usual time 12 hours.
Remedy as decoc ℥ij Bark.
dud Oij Aq f. reduced to Oj.
Take amiglasfore every half hour
till whole is consumed.
Asting in diarrhoea & dysentery.
used as lotion in dis. of uterus
by Clark in cancer uteri.
occasly pulp of fruit used
macerated in Aq. refrigerant
in febrile disorders

Decoc. of Root of Pomes

Dec. Logwood ℥10 Sliced Logwood. Oj/s Aq. of. red^d to pint. strand. ℥ij to iv. dose
Hematoxylon Campeachianum.
leguminosa decand monog.
Tree 30 or 40 feet high.
Offl. Pt. inner wood exported in logs: woody sub. dry red br. color. mastical sunt taste: deep pink color to saliva:
hematine crystals red color sol in aq. blanched by acids.
2. red purple by alum. & bright by alkalies. then tests used to recognize decoc. Logwood.
Uses Astring. act mechanical manner. said to predispose to Phlebitis but other asting same effect on sloppy diarrh
In chronic Diarrhea & dysentery not when pain or tendremes. if fever or acced pulse or much blood in stool.
Extract L. evaporate Decoc to cons of nomers. dose V to XV gs.

Logwood Cont. Iron + Manganese. 41

Decoc. Barley + Zij B. Ov Aq. D. O 2 strained.

Co. Decoc Barley. Raisin Figs Liquorice + Disp. water. boiled to Oij

Raisins. bitis vinifera

Umbelliferae pent. monog.

Grape. Offl. Pt. Cont. glucose. distinct p. Cane sugar. uncrystall. not so sol in HO + Spt. as cane sugar: Cont $C_{12}H_{14}O_{14}$ 2 mac equiv of water than cane sugar

Grape sugar boiled with HO with slight Liq Potass brown color. If $CuOSO^3$ be added + alkali. green wh. precip. if boiled red color. Diabetic sugar = glucose. readiness with wh. it ferments on addition of yeast. Above tests imput. in recog Diabetic

Chlor Fin delicate test. dark brown. Color. Bichromat Potass. bilit Color

3 Sal. Muscatels. Blonze + Sun.

Exaper oil HO. ashes..

Grapes Cont. Malic Citric acid + bitart Potass. Currants small Raisins

Laxative bitter to prod flatulence + Colic

Cor Fr Cardamon. Senna Quassia

Decoc. Papaveris
Poppyis ℥iv Oiv Aq d. boiled & strain
Decoc. Pareiræ.
℥x Sd. Par Ojß Aq. d. – Oj. –
Pareira
Pareira Brava. Cyssampylos Pareiræ.
wild bier or wild vine – gravel root –
flavor & smell slightly aromatic.
Cont. little extract. Resin. & Cisampilina
Uses. in dis. of urinary system.
morbid states: denoted by chronic
inflam. in dis of kidney & dis
Bladder. & chronic nephritis –
Cystorrhœa: removes irritable
condition of bladder lessens secretion
& diminished acridity. urine.
Gum & buchu.
Decoc. Quercus
℥x. Oij. Oj.
Dec. Sarsæ.
℥v Sans. ℥iv D. Aqu. Oij.

Sarsaparilla. America.
1763. Intd into Europe. Similax. Yew-
tree. Known since Discorides. Similax
trachica. Cantus Similax. S. medic
Similax Offic. S. papyracea
(S. sarsapa. S. syphilitica).
Sarza native of S. A. – W. I. – Mus-
quito Bay of S. A.
Similaceæ. diacia: hexand.
Similax Medica creeping brine
stem woody cordly thin bark.
Conjugated long folds or plica
Color deep ash grey smooth but
rough in certain places prickles.
Fruit berry: seeds:
Offl Pt. Root, arranged 2 classes
1 non mealy & ii mealy.
~~Dr~~ 1 gouty. greyb. Color. unequal
thickness swollen at diff pts. when
broken white powder flies out, is
starch – Cont Cortical portion &
parenchymaa. wood zone
sub. tested by SO^3 purple stain
on wood zone but not
Cortical portion

Mealy Sarsaparilla
3 Kinds. Caraca. bundles.
ea. weighs 100 lbs tied with thongs
leather. 2. Brazilian mealy
Red bundles weighs XV lb. surround
by portions of barks. or withs.
3. Honduras, occurs in
bundles if regular wt. 100 lbs
bulk. generally surrounded by
skins.

Non: mealy
2. Jamaica " Lima.
Following characs. Fibril larger in
size: no powder: no stain.
Wt Fr Iod. SO^3 stains whole.
affect general. red within: stain
saliva. non mealy called
bearded: best sat Jamaica
Sarsa. obd fr. Musquito Bay
in S.A. bundles 1 foot or ½ yd in l.
inner wood red bitter & acid
Lima: in bundles 2 feet long
~~size~~: roots of diff size. dark grey
lg. color. adult. bark &c. stones
in interior. Lean bearing.

Physiology Effects 45 Thursday 17th Feby 1859

Tonic. In l doses derangs stomach & bowels & disorders Nervous system Good effects depend on morbid state in wh. indicd. happens to be at time.

Uses. Syphilis, consecutive 2nd or 3rd. used alone with Iod. Potass. No5.
1st two relieve Nocturnal Poisons, also Scrofulous Mercurialism & Syphilis
Impd much benefited. Sarsa & No5 in periostitis. In Rheumatism, muscular. In chronic affec. of liver. with Taraxacum & No5 nitro muriatic acid. In Chronic Coughs, with redness of Mucous Membrane, uvula longer accordg to Graves. Dil No5 with Fluid Ext. Sarsa. persevered in for several weeks. In scrofula general Gas Tonic & restorative: taken at meal time In general cachexia & convalescence Smilacine. act. prin. used per se 1st spoken of 1824. called salicparinine has acid: in 33. acid called parailinic acid. Prep. Str. Fr. blanched by Animal Char filter: boil = Acid act prin is depos.

Quintacine Dential white bitter
taste acid: sol in aq. & rect. Spt.
sol. frothes on being agitated. Rose Red
by SO^3 fleeting becomes violet next
yellowish: sol in Hbl red mixt. wh
gelatinizes. dose grs ij to grs v. has
great power & prod disagr. symptoms
dose grs ß to gr ij tonic & restoration
affects sanguification. improves
increases fibrine & red corpuscles
In syphilis &c.

Pulvis Sarsae

dose ʒß to ʒij. red: bitter. aromatic odor.
objec. large quantity. liable to be adult.
with remains of decoc: or Tr.

Decoc Sarsa.

℥v Root Oiv. Aq. fer. boil to Oij
dose ℥iv to ℥viii.

Decoc Sarsae Co: Oiv decoc Sarsae
ʒß Guiacum (Mezereon ʒiii) Sas, sassafras oil ʒx.
ʒx Liquorice. water
dose ℥vi to Oj too great.
no Act. pure said to be owing to Sassafras
Dr. Pareira suggests stronger ~~[illegible]~~
quant. of Sarsa. & oil added after
Sassafras

Sympus Sarsae
made from decoc. evaporate to small
with. gall jp red^d to At. iij ℔ sugar to
℔ j symp dose ℥ij to ℥j.
Fluid. Ext. Sarsae.
Made fr. decoc. dose ℥j to ℥ij.
Extract. Sarsae
Made fr. Co decoc by reducing it
Consis & of honey. inspissate.
semi solid: red br. becomes hard if
not properly kept: saline articles
separate: cour of Chl. Potass.
Best extract prep^d from lead of
Jamaica Sarsa: red tint: stain.
saliva. stain paper red.
Guiacum. America
went 1501. used in venereal dis.
Zygo- decand. monog. Hispaniola
Jamaica. W.I. Tree called lignum vitae
30 or 40 ft. Knotty. Fruit Capsule.
ferruginous color Imbricate.
Resin & Wood Offic^l.
Resin exudes spontaneously: concreti
into tears: or tap or cut tree down
& bore hole in one end & put it in fire

or cut wood in chips & boil.
Prod. met with globular or irreg.
1. size of Dea to walnut.
Smooth with ribs: outer pt. dusted.
Newly fractd surf. Conchoidal &
vitreous: light but red color.
in lumps & old color. fractd surf.
fragments stem. leaves. wood. dust.
Resin inflam sol in Spt Rect.
Balsam smell and taste. Tr.
blue spotatae.
Guiacic acid. 91 pr c.: changes
color by light. red brown but
changes to dark green. sol in
Spt. Rectd. Test No 5 green, violet
& yellow lent. Nitric Spts Ethn
blue color: & same with gluten.
Wood: lignum vitae: outer &
inner wood v. diff in appear-
ance. inner green with brown
inner wood burned yellow by boiling
in No 5 dark but owing to
Resin like laburnum.
Effects. stimulant: causes nausea
& vomiting irritates mucous surf.

Guiacum

& increases secretion. Sudorific exciting kind: some say emmenagogue anodyne or opposite in large quant.

~~Dis~~ Uses Syphilis not often prescribed often relieves nocturnal pains in syph. Rheumatism & Syph. in throat. In tonsillitis: (Cynanche tonsillaris) ʒß powder every 2 hours Cuts short disorder: used as powd. or emulsion or Animod Tr. Guiacum ʒj every 2 or 3 hours. In Amenorrhoea, used 40 yrs by Dr Dewes never found it fail. Dewes' Tr.

℥iv Powd G. ʒiß Bicarb Pota
℥j Powd Pimento Oj Alcohol
Macerat. weak. filter & to every
4℥ add ʒij
ʒj arse 3 or 4 times a day
In sumptu Amenorrhoea o
pinwd G ping. & mod. to improve secretion
In dysmenorrhoea in chronic inflam. of uterus & ulceration of cervix & mouth of uterus
In chronic Rheumatism

50

Guiacum

In chronic skin dis with Iod Potas

or Donovans ~~Solution~~

Pulvis Resin dose v grs to ʒß.

Tr. Rect Spt Resin

Ammond Tr. Guiac. A Aromatic London ʒj to ʒij

Ammond Alcohol. ♏xx to ʒj.

Mist. Guiacum

Nord.

Decoc.

Co Decoc.

Decoc Sarsa Co:

Mezereon. Daphne Mezereon

indig. Off.l part. bark. Known by

leaves linear long. 2 or 3 in.

lat.l nerviles sagitt. flowers del

rose red. 4 petals 8 stamens.

large anthers 1 pistil

fruit berry. cherry. red. size of Pea

bark met with in strips: p.

stem & root. latter best.

stem bark inner surf green.

~~Root bark~~ When bark chewed

scant mucilag.s taste succeed

ed acridity & inflam of mucus

mem.b of soft palate & uvula

pain
Analysis. Vol. oil acid & irritating irritates conjunctiva & mucous membr of nose: inflames tongue. Resinoid matter when dry, dark green brown color. Daphnine wh. cryst. sol in Bd

Physiolog^l. Effects. In small doses excitant to stomach: increase appetite & improves chymifical sudorific diuretic expector. resembles Guiacum. In larger quant. prod. inflam of buccal mucous membr. fluid excreted acid & irritating soft palate red & swollen tonsils enlarged: thirst & acid fuling in throat. abdominal pain nausea & diarrhoea affects cerebro spinal system. resembles arnica. stim to vascular system.

Uses same dis. in wh. Guiacum is used. 12 berries. prod^d. death Linnaeus. Vicha, dropsical patient evacuations thru hypercathesis

52)

+ vomity contd sul works death

decoc. Mez. dose ℥ij ℥ iv.
as ℄. Sulph. Alum + Zinc.

Alcoholic Ext. Mezereon

strong remedy.
Sassafras
Scoparium
Juniper
Savine

Monday 21st Feb 1859

Sassafras Laurus Sassafras:
encaud: monog. Laurinia. America.
has fragrant smell + acrim. taste.
By distill^n yields vol. oil: yields flavor
+ part of taste to HO: Root officinal: bark
most active pt. Med uses. slightly stimt.
diaph. comb^d. with Sarsa. given in 2nd Syphilis
Cutaneous dis: + chronic Rheumatism.
Off^l. Preps. Decoc. Sarsa Co: Ol. Sassafras.

Scoparium Cytisus scoparius. Broom
diadelph: decand: Leguminosæ: Indigenous
Tops of broom have bitter taste impart to
Med^l. uses. diuretic Cath. Dropsy.
Off^l Prep. decoc Scop. Co: + Decoc Scop.
Broom. Juniper. Dandelion āā ℥ß.
Aq. D. Oj ß. boil to Oj + strain.
Oß taken during day

Juniper. Juniperus Communis
diœcia monadelph. Conifera
Off^l. pt. Tops + berries. vol oil
Same as above diuretic. diaphoretic
Off^l. Preps. Ol. Juniperi. Sp Junip Co
Infus J. ~~Ol. Junip~~. decoc. Scop: Co:

Juniperus Sabina. Savine diœc monadelp
Conif. Shrub. Off. Fresh tops + leaves. have
bitter taste acrid. st. disagr odor. cont. vol. oil
Gum tannin. resin &c

Phys. Effects. Diuretic: emmenagogue due to action on bladder, dangs to pay turient females. Case of poisoning by it femal. peritoneum inflamed lymph in intestines: intr. pelvis filled with fluid. Kidneys congested: gastric congest.
100 drops taken daily by woman 20 days in succession.

Uses. Dropsy precluded in Nephritic D. useful in pulmonic & cardiac. comd. & Com: Colocyath eat:
in Amenorrhoea emansio mansuin
Iod. Hg grj Pond Aloes grij Ju Sulph grss. Savine drops 2 . 3 or 4 times a day for 3 or 4 weeks.
Useful in chronic inflamd dis: hypertrophy of glands &c. as Diuretic
Prepts. Ol. Sabinae. drops 2 to 6
Cerat. Sabina: leaves & lard boil strained consolidate: green cold. mass used for dressing ulcered surfaces.

54 **Taraxacum.** Dandelion
Leontodon T. - T dens leonis Compositae
Taraxacum: called fr. Daughtr. Ceres
Offl. Pt. Root: tapped shape: tint red or grey
epidermis thin: Cont. mother succulent
parenchyma: milky juice.
Root contains stanch of varieties inulin
resinoid - taraxacine obd by subjecting
juice to strong heat, evapd & crystals deposd. white occurs in
groups stellate form: Contains no
ct. sol. in Ho & rectd Spt possesses
usual propr. of taraxcm.
Inulin most abund autn summer
time: fr. 1 lb juice 2 1/4 oz Inulin
sepd. Resin white inflam sol
in rectd Spt. acid.
Taraxacum used in dis. of liver
& chylopoietic viscera: diuretic.
most adversable in accent state
Uses. Dyspepsia jaundice
Hepatitis & biliary complaints.
Infusion ℥ij Root Oj Bs. Water
2 hours steamed ave
℥ij to ℥iv
Decoc. & ext. evapd Decoc. 8 to 43

Cat not depended on.

Decoc. Senega.

℥x. Sen Oij Dist. water boil to Oj
& strain

Senega. polygala Senega. πολυ. γαλα
sometimes given to increase milk
senega from Seneca Indians; called
vulgarly snake Root, N. America
found under shadow of l. trees.
Polygal. Diadelph. octand.
Small veg. 1 foot high. stem quad-
rangular: purple color. leaves sessile
wavy & elliptical smaller to centre
contrast as they near extremity
flowers form spike.



Offl. Root. Contorted. irregular



marked by ridge: grey brown wrinkled
cont. greatest amt. of energy.
In dried state same characters:
exterior cortex bitter: soft mucilag.
inspers. succeeded by bitter and
fulsing: Int. not so nauseous
small peculiar.
acids polyalic and virginian
and

Polygalic Acid act. Prin. in Contrib. whit crystal, sol in Aq & Spt R.
with CtO_5 yellow neft red — violet & finally white. Virginic acid obdp. inferior parenchyma liquid. deaq. Cons. fatty acids: not sol in Aq. & Spt. Rect

Effects. Stim to bronchs. Pul. membrane: expect. stim to Cutaneous surf. sudorous: kidneys pale & copious urine. Sj powder taken after 6 doses. Effects pain in stomach warmth nausea: inclination to vomit Colic: bowels irritated dysentery. phlegm & blood. disord. Ct. syst. vertigo dimness of sight tremulous limbs. palpitations &c.

Senega effects par vagum Nerve acts on general Ct. system as stim. like Arnica: like NH4. some consider it emmenagogue

Uses. Pulmonary disorders. with dyspnoea. Cough, as expectorant

In Pneumonia in weak subjects
as 2ons P. after Typhus Fever with
Carb. Ammonia blue pill. Inpen-
tum epithems & cupping internally
recomd by Stokes: prevents P ter-
minating in Hepatization. In
Bronchitis: Liq: Am: Acet ℥ ij
Co: Fr. Camp ℥ vi. ~~as~~ Symp Squills ℥ vj
Op. Infus Senega tablespoonful every
2 or 3 hours:
In tablu slaps Whooping Cough &
Croup
For Croup
℥ p Senega Root Op boiling water
~~tbl~~ 4 ozs. used as lotion or gargle.
In uterine disord. Amenorrhoea
infusion used: in chronic inf
of lining membr. of uterus.
In dysmenorrhoea.
Pometimes in gastro enteric disord.
& in intens^l. disord
Preps. Inf. Senega best prep.
polyalic acid improved: sometimes
made with cold water
Decoc. objectionable act. principle
becomes spoiled
Co. Symp. Senega.

58 Co. Symp Senega. lik Coil's Hier Symp.
Senega squills infus. sweetened with
sugar & Tar. Ant. added
Decoc Taraxaci.
℥iv. Bruised Taxac
Dec. Tormentilla
℥ij T. Aq D. Ojss
Tormentilla
Potentilla Tormentilla
Cont 17 per c. Tannin
Rut. contorted ines.
Uses. In chronic diarrhoea in not much used perse.
Co. Chalk Powder
Decoc Ulmi
℥ijss B. Elm Bark Oij Aq D.
boiled W pint
Elm. Ulmus Campestris
atomas in mucilage.
bark cut up as tents for sinuses
inhibits secretion: swells & inlages
dimensions of sinus or fistula
useful in dilating fistula in
Ano. 2 or 3 tents put in.
sinus divided with ecraseur
or bistoury. As poultice.

In chronic cutaneous dis. as lotion
Decoc. Uvae Ursae
℥j. U. U. Opp Aq. Ars. Oj strain

Uva Ursi Arctostaphylos U.V.
Arbutus Uva Ursi
Lapland. Sweden Iceland. N. Amer
Offl. Port. leaf. Europe.
Ericinea. Decand. monog.
flowers small rose red tint. leaves
simple
Leaves 36.4 per c Tannic
1.2 Per c. Gallic Acid 1.3 per c.
Compd. Gallic & Tannic Acid
other. Canadian Uva Ursi
leaf more russet brown & variegated
adulterated red whortle berry
Uses. diuretic & astring.
In dropsy. in form of decoc
dose ℥ij to ℥iv.

Emplastra, solid kind of
Sub. for outward applicat
liniments, ointments, ceratus
8. pt 4 pts 2. pts
Emplas. 1 pt oil if supposed to
be made of wax & oil

60 Plasters formed into rolls:
Solidify plaster due to 3 Causes
1 Chemical. as in lead plaster
when litharge boiled with oleag.
Matter. change lattice place.
~~distinct~~ salts are formed oleag.
matter cont. glycerin &
acids. oxide lead displaces glyc.
erin & unites with acids.
Oleates Stearates & Magarates of
lead formed. or 2. Dil Wax.
Ceraceous solid ombrels
3. To reaction between orig. ingred.
in drug itself Ammoniacum
Plaster made with A & Vinegar.
of boiling charge ocurs.
Tuesday. 22nd Feby. 1859.
Emplas. Ammoniaci
℥v. Prep. Ammon. Acet Acid oil
Ammoniacum
ob. ~~Manna~~ Dorma Ammoniacum
umbilic pent. digyn
Offl. portion, concrete resin. juice
Let out by bottles ½ in thick.

Ammoniacum is in two forms
corpusc. & lumps. 1 Fars bean to
nozle nut brown extern. newly pac.
white hard but gets soft when warm
acid bitter taste. 2. In orig.l masses
adhesion of tears: more impure than 1.
leaf & stem with 2nd kind. Both kinds
same peculiar smell when burnt.
Anal. Vol oil: lighter than Aq. yellow-
darkens & thickens: Resin yellow red
soft acid & disagr.
Uses. Not to be deobstruent: Stim
about due to oleoresinous matter,
stimy expectorant & sometimes
aperient: Treat. of chronic Pul-
monary disorders, Bronchitis &c
In treat. of indolent tumors as
plaster.
Prep.s Mist. A. ℥v. A. ʒj Aq. D.
incorp.d prod. emulsion like milk
dose ʒij to ℥p. valuable effec
℥j Anis Am. ♏xv. Tr Squills ʒp Paregor
♏v. Dil ℳ5. Dil.
Emplas.
Ammoniac. Preparatum
1 lb. water pound & boiled.

62 retained. Ammon. enters into certain Pills. Co Squills & 2 perac.
Emplas Am. ℘ Hydrag.
Emplas. Belladonna.
Emplas. Cantharides
Resin unc lard Cantharides suet.
Emplas Cumini
Cumin Burgundy P. unc Oil. Ho.
Emplas Ferri
Sesquioxid. Iron-lead-F Insecure

Emp. Galbani
Galls nuts. E. Pb. Turbinth P. F Incum

Galbanum

Afford. by Galban. Offic. dult. as to bm
Umbellif. pent. digger
Bulbn Galb. not as large as mains
Ann. Galb. Concrete resin.
incisions made 3 in l. above
root milky. 2 States. tear
& lumps. Attractions small
lump props. as preceding.
Anal. vol oil lighter 7 Ag.
yellow red. V-attractions small

Galbanum
Cash warm pungent - Resin brown
semi solid. When heated oleag prod
dup indigo blue tint
Effects stimulant. diuret. aper. expec-
torant. Phot like emmenagogue
like Ammoniac. contains a larger
amt oil oil
Uses same dis. as Ammon. Flat-
ulency. Hypochondriasis Melancholy
Indigestion Hysteria. Removes pain
Borrygini. depression spirits - In-
testinal
Co: Galb. Pills
Galb. Assafat. Sagap. Myrrh.
Leach Soft soap
Co. Assafat. Pil
Emplas.
Galb. Prep. same as Calbr.
Emplas Hydrag.
℥iij Hy. Sulphur. Olive oil.
Emplas Opii
Op. Lead Plas. Prep. F. Incense. Aqf.
Empl. Picis
B Pitch F.I. Resin Wax.
Oil Mutiney Olive oil Water

64 Emp. Plumbi
℞ vi. oxid lead or litharge. gal j O. ol
Oij Aq. boiled: stirred
Emp. Potass. Iod.
℥j. I. Potas. Unc Incense Oil Ol.
Emp. Resinae
Adhesive sticking plaster
℞ Resin. ℔ iij lead Plaster
Emp Saponis
℞ S. Soap ℔ iij L. Plaster ℥j Resin

Enemata.

lavements. clysters. glysters. injections.
turpinium medicamentum. Celsus.
Amt. varies. purg. new less than Oj
Retained not exceed ℥iv. adult.
Ibis troubled with constip: & uses
inject. Medicine's more action
in this way than when taken
by mouth. Inject to left.
warm blood heat. injected gradually
Cautiously. A long tube recom.
to throw up injection further.
Liquids: not vapors. tabacco smoke
in ileus. Simple syringe peak

Enema Aloes
aloes Carb Potass. Decoc Barley
aperient
Enema Assafoetidae
Zj A. Op. Barley decoc

Assafoetida. carthag assaf. assaf. ferula
Assa- f. + dulcis. Dulcis=Benzoin
Oleaseb^s-named ferula Assafoet.
stercus Diaboli. used as Condiment
g some people.
Umbellif. pent. digyn
Persia. Mont Chorasan. Lahore. Mountains
Tree 9 feet high. Root large main arm
+ even thigh: Cone shape: outer surf
smooth. Blk brown - thin Cuticle.
inside parenchy. Trade begins
Mid April Cont till Mdg
Arms Knife spatula Cupns
Baskets over. Root exposed. left
6 weeks. cut into juice ends
after 3 days. syrupy Consis.
2 Forms. 1 Corpus 2 Lumps
1 Rare: pea to walnut. red br.
white when broken smell
alliaceous taste warm bitter
acid

Assafœtida. lump. variety
yellow brown tint - spots brown blk.
frac. conchoid. surf. white first soon
changes to red. brilliant at 1st. but
soon fades. occasly many spots
seen thro' fresh surface. fusible
& inflam. white flame. smoke
disagr: sol. in Spl P. & in R. & Aq.
mixed with sheds of Hg. sometimes: spread
Anal. vol oil obtained by Destill.
Sulphuret of Hyrocarbons 2 bit
Resin. 2 Kinds. 1. Insol
Red brown. sol. in Liquor Potassa.
Aroma. smell disagr taste
2 green yellow sol in Spl.
alliaceous smell taste not
distinct: blk color smoke
Oil gets concrete by long
keeping.

Physiological Effects.

General stim. elevates circulation: stim it. system
immenag. & exper. removed thro'
cutaneous pores: scents pus.

Uses. Hysteria. in Chorea, Convulsive affections whooping Cough as plaster & pill. In flatulent Colic & retrocedent gout; flatus borborygmi. in Amenorrh. Chlorosis

Prep^t. Substance. pulv. dose gr v to gr xv

Tr. Assafoet. ℥ijß. Oj Spt. Proof.

dose ʒß to ʒij

emp^d in low forms of fever Typhus Fever

Pil. Assafoet. Galb. Soft Soap.

Pil A. et Aloes

Enema Assafoet

Prep. Assafoet.

Enema Colocynthidis

ʒß Et. Col. ℥j Soap Oj Aq

Colocynth.

Long known: mentd in Bible. thought to be wild gourd: Effects in l. doses. hypercatharsis vomiting: Delirium: Colic.

Cucumis Colocynthis. Citrullus Col.

Cucurbitaceae: monoec. singenes

Turkey Nubia Syria. C. Good Hope

trailing vegetable flowers yellow.

Fruit. 2 kinds Mogadore & Turkey
1 Perf. Fruit. larger than Orange,
Cord by yellow Cortex ribbed concentric
lines. Cortex 2 or 3 lines in thickness
not employed as medicine
Turkey. small balls as large as
Cloved pot: decorticated: outer
surf. irregular whitish in
tint: Parenchyma. seeds
within 100 pts 28. pts pulp.
72 pts seed. Pulp. porous soft
& light incapable of pulverization
seeds small brown like Cucumber
seeds: v. purgative. not liable to
adulteration:
Anal. bitter Prin. 14 per c. yellow
bron. dry. little Sol in Spt R.
Ob d f. Aq. Sat Colog. by heating at
with rel. Spt. wash residue
Resin 13.2 per c. pressed S.
Chiong Ho on strong Ir.
heated with these gum bassoon
perlum Ligneous malbe Sat
Colog. matters.

Cont'd. Wednesday 23rd Feby

Effect of Colocynth. Effects
purgative affects liver & kidneys.
stools copious liquid dark color attended with pain & griping. Thought to affect large intestines: has no direct action on stomach: proves cathartic when rubbed in: often excites piles.
In l. dose poisons. gastro enteritis
teaspoonful & half pow^d. Colocynth = ʒiß
dyspnea thaisis: Open indures lumbar pains - In female subject sometimes
Uses Drastic purge. in head affections. cephalalgia. in constipation & dyspepsia In Dropsy.
Preps. Powder. of pulp or Ext. - objectionable
dose 1 gr to ʒj.
Ext. Colocynth. ℔j pulp: Aq. fer.
allow to macerate boil & express
100 lbs pulp 65 ext. ℔d. grows marlow
Ext. Colocynth Co.
Coloc. Aloes Scam. Cardan
Soap Fresh oil of Carraway.
in 11 grs Mass. 1 gr Aloes 6 grs Scammony
2 grs Colocy. ½ gr Cardan
1½ Soft soap very efficient

76 Co. Colocy. Ex 6 Blue Pill 4
ext. Hyoscyami 2 Ipecac gr p.
Wright's Pills. followed by Saline
draught in AM.
Colocynth Comb. with Hyoscyam
Pil. Col. et Hyoscyamin
2. Pts Co: Pil Col. 1 pt latter.
Pil. Coccic. after Galen
Co. Ext Colocynth deprived of Aromatics
Enema Colocy.
S. Soap. Col. & Aq. D.
Hueflands Mixture.
℥ij Pulp. Oj Aq. fer.
Vol. bitter. ℥j orange
℥ij Co Sp.ts Sulphur Ether.
dose ℥ß to ℥iß.
Oint. Colocynth
℥j Ext. Colocynth ℥j Lard
rubbed in near region umbilicus
Tr. Colocynth .. Prussia Pharm
℥j Colocynth pulp. Oj Sp.t.

Enema Opii.
℥iv. Decoc Starch ♏xxx Tr Opium.
dose

Enema Tabaci

℈i Tobac. Op Aq fere — dose —
T. macerd one hour strained: used as depressive agent: used in Hernia. In dislocations & luxations ileus colic intus

Enema Terebinthinae

℥i Oil Turpen. 1 yolk of egg.
℥xix Decoc Barley.

Extracts

Four kinds. i Inspissated ii Watery iii Spirituous iv Acidulous. 1 fr. sap. concentrated semi solid - sensible props of plant. Aconite does not yield act. principle to inspissation: left behind: Solanaceae are alter in this way. subs. undergoes change. 2. Watery. material divided. cut into fragmentary part. water poured on. In 2 or 4 hours liquid separated. Watt to change. Nux vom. gentian good
3. 2 kinds Red & Brown 1st strong. same as former: fluid evap. difficult in regular heat. If heat over 212. active prin. changed. evap. in Vacuo - temp 140° then suffic. by vessels or air pump.
4. Acidulous: weak acid: fluid concentrated agent dil acetic acid. Preps of Squills & Colchicum: lifts not good after six mos. with narcotic exts as Conium: Rept not closed in jars soft preserved by wrapping them in bladder

Examine & pour Recd. Spt.

Ex. Aconiti
℔. A leaves bruised & juice squeezed out
decanted Evap

Ex. Aloes. Socotra
℥ xv Soc aloes Gall. 1 boils Aq. D.
macer 3 days stra

Ex. Aloes Barbadens

Ext. Belladonnae.
same

Ex. Cinchonae
℔ iij yellow b. Ov. Aq D. ~~[illegible]~~ Ow add
stirred: 24 h. macer. Strain

Ex: Cinch. Pale. & Rub.

Ex: Colchic.
℔ j Cornus C.

Ex: Colch. Aceticum.
℔ j. C. ℥ iij. Acetic Acid
bruise express

Ex Colocynth.
℔ iij Pulp. Galp Aq D.
macer. 36 h. ~~Syrup~~ Squeeze & cool

Ex. Conii same as Aconite

Ex. Anthemidis
Chamomile flower.

Anthemis Nobilis.

Chamomile like sipe apple

Compositae surgenes polyg. superflua

Off^n Part - flower 2 forms single & double - central yellow portion & rays springing out: according to thickness of white leaves name given
Single flower best: vol oil resides in yellow part; in double yellow pt. is converted into white leaves
white rays called liquid female flowers
Oil obd by distill^n blue but gets yellow fragrant aromatic
℥ij from 100 flowers
Effects. Carmin. Sum & Peptic
Uses. dyspeptic agents
Flowers as tonic & Nocmetic ag-
handful flowers. Qtj boiling Water.
warm emetic: cold tonic. ℥iv to ℥ij - in Am fasting as fomentation: in Aq fer. applied on no advantage over ord. poultices
Ocu. Anthem. mij to mxii.
Ex. Anthem.
Evapt Decoc. 48 lb fr. 100 lb.
Tonic v to xv grs
which for Qt. Sulph. Iron.
Ex. Cannabis Sativa
Long Known. Discordes Hiradolis

Cannabis Indica

Hindoos acquainted with it since yr 600
In 1839. revived - Persia Caucasus
N. India. turkicia arac. pentar
Ind. Hemp recogd by leaves being longer
more serrated & has varnish on sur
Plant 3 or 4 feet high
Plant collected entire.
1 Gunghar II Bang III Currus.
1 Entire plant. cut down at
commencl. of stem found in
packaps: 24 stems - 2 feet long.
Cont. leaves flowers.
Bang or bung. large leaves & flowers
fm p. stalks
Currus: natural exudation of leaf. varnish
like sub. concretes on leaf. sep.
in Central India - by natives in
leather dresses - run thro' folds
& gum sticks to dress.
In Natal natives run thro'
naked sticks to skin.
In other places picked off
- manual - collected on towels.
pressed thro' towel - occasionally
good variety -

Currus met with in uniform masses large as pullets egg: ea. mass cond together by long portions. exterior smooth ridges occasly. greyhound. darkness taste warm bitter & aind small agreeable. balsamic. dis in fresh sample loses these characters smooth props changed: imperfect subs. juice collected with leaves stems. flowers. roots; impurities. or adulterations.

Currus principally used in Medicine. act prin. accord. Oshaughnessy bol: oil. 2. Resinoid matter dyst Currus in als Alcohol concentrate & throw into Ho precipitates Resin: dark brown green aind peculiar smell leaves warm impression. relaxes rof tissues for long time even when hot: Sol in Rect Spt. & Sulph. Ether. Other constits and effect

Physiolog. Effects. Prod. kind intoxn. attended with exhilaration. phantasm muscular like Catalepsy: limits stiff & rigid to person but flaccid to attendant. Asiatics affected with hilarity. Affect near proportion to excitation: dance giggling

Phantasms dreamy kind: usually joyful, mirthful character may be gloomy. On sexual system exerts venereal desires. In female brings on menses causes priuriga: exhalic sometimes stim. in lingering labor more rapid more transient pains whatever but more forcible than those of Ergot: Determines Vorganic coat of Arteries pulse more strong, not more frequent: adapted for reaction in Collapse: does not arrest secretion. laxative: occasly, diuretic fluid has appeared more thick than natural Diaphoretic: Compares favorably with other narcotics. Dilatis fluid pupil when swallowed not on being applied externally affects both eyes. Stimulus to Nervous system: motor nerves deadens sensitive nerves: relieves some neuralgic pains.

As mental agent. Acts as powerful stim: to impulsive faculties: excite to violence usually prod. pleasurable sensation employed by 200 Mills persons. "For half penny Cy. Can carry in yr. waistcoat pocket &c". destroys estimate of time.

Thursday 24th Feby/59

Meat Uses Cannabis Indica.
Recomd. in Tetanus idiopathic variety. In large doses. Ext. grs iij. Fr ʒp or ʒj rep. every half hour or hour till narcotism. In chorea. In hydrophobia Painful spasmod. N. affections. ♏xx. In delirium Tremens. In Rheumatism.

Preps Extract. Hashkish.
make Tr. & throw this into 2 wt of HO frig. or take guagah cut up. macerate in cold D.HO. pass off. macerate resid in sol of Carb. soda: after digest drags in Red Spl add milk lime & small quant. SO3. shake & precipitate is removed & clear liquid is evapord to dryness: very strong form: or refine again. brown blk. soft, smell of guagah. dose grs ij to grs v.
Tr. made p. preceding ʒj to Oj Spt red liquid green clear dose ♏x to ʒj

Ext. Digitalis.
macerate by water

Digitalis - purpurea only offd. from digitabulum finger shaped. violet col leaves known long. mentd. by Shakespeare. In 1542 md by Huscius. Dr. Grey afterwards states that it is purgat. superpurg. & diuresis. Simon says it will cure Phthisis & ulceration lungs

78 **Digitalis**. In Ireland consid^d cure for Epilepsy. called lusmore: large dose given & fairy is
Fam. Scrofulariaceæ. didinaym. andriosperm
Indig. In dry, gravely, soils.
Charact. 3 or 4 ft. high: leaves large 5 to 7 in from base to apex: serrated: ea leaf has 2 wings. Flower. purple  stamens bent ovary large ovate. long. style. on top stigma
Offl. Portion Leaves. 1 yrs growth & 2nd yr. 1 narrow & cont. little active pump. 2 yrs broader than 1st year & more serrated. surfaces marking more decided. 1 yrs leaf seldom no flowers.
Chem. Analy. Digitaline. 1st descd by man in Geneva. 1/2 gr. killed Cat 15'. 1 gr. injected into peritoneal cavity of rabbit killed it. not pure digitaline.
To Cavenna indebted. white crystal neutral. incapab of comby with bases. sol. part. in water more so in R. Spt. v. bitter
vitter 200000 wt. of water. SO^3. dark blk. after few days crimson & finally becomes yellow. C HCl. yellow thick gelat: gets
Dig. 1/100 pt. leaf. 1/10 gr. causes bad symp. usual dose 1/60 to 1/30 gr. diuretic. dropsy pulse. not safely given.
2nd princ. Scaptine: inflammation mouth. Antherynic & digitalic acids 1 vol & v. irritating. latter inert.
Tarry acid pyro digitalea.
Phys Effects.
On organic functions: affects circulat. chyloporetic bsc & general nutrit. In l. doses causes nausea. Urine increased thin watery. Reduces H's contraction: diminishes strength circulation diminishes bis bilos.

sometimes acts as excitant. due to small dose: soon followed by depression & reduction. Posture erect 100. in recumbent 40 lateral. rises 70 or 80.: Heart is irritable: Pulse gets irregular in vol. & no. intermits: Care reqd on further administration: sometimes great debility & enfainting: decanges vision yellow or green tutt jaundiced eye pupil dilated Retina loses sensibil. Often vertigo headache fullness limbs nervousness. wakeful state induced. no sopor or sleep. Has accumulative props. Stopped on occurrence of f. on follows effects. nausea: decangt. vision & large amt of rapid urine syncope intermits & slowness of pulse Poisonous Effects. Amply weakness dimness sight &c. medl man formed pulse slow. irregular three or four prodd in explosive manner. & then stop remaining beats fine & imperf. Surface cold limbs shrunken countenance pallid pupils dil. & partly insensible. tremulous limbs - vomiting ensued: patient awoke complains pain in stomach &c. got met bgt 3 or 4 days pulse returned only.

Largest amt digitalis used ℥ij Tr. taken in two doses with impunity. ♏xl given for brain disorders.

Treatt. Poisoning - empty stomach: stimulants. Brandy, AH3. Tr Opii. Camphor as enema. Effect of camph. on animals tendency to progression: jumps up

Uses in Med. of Digitalis

Prod 2 dissimilar results. sedative & diuretic neon observed together.

80 Tr. hist as sedative. Infus as diuretic
ʒß or ʒi Tr taken every 4 hours. Infus
ʒi every 2 hours till diuresis ensues.
Best in individuals with broken down habit
3 Best preceded by purges & blood lets
4. Confinement to house. rest quiet
diet non stimulating: Care in chang
ing position 5. On develop.t of bad
symptoms remedy must be stopped
6. Take care of accumulation pour if
med does not act. 7. If irritability
in stomach pain. erythema or
diarrhoea. 8. or In structural
Cardiac dis. not given.
Useful in Dropsy indebt to Dr.
tithering in Ascites when belly is
down hard: When fluctuating dis
with difficulty in Anasarca when
adema is chronic integ.ts soft
mark made remains sometimes
when pulse weak & feeble & pours
reduced: In ascites gives purges
& blood first. In dropsy from dis.
of heart if not Contra indic.d. on
dropsy p. kidneys. stim. ab-
sorbents causes Hd to be taken
into circulation: indirect diuretic
in like squills. useful in dropsy
after scarlet Fever or from debility
Gum alone or ℄ Blue Pills & Squills
(Blue Pill grij. Powd Dig. grp Powd Sq grß
4 times a day. till Ptyalism.
Tr Mur Ferri ~~adde~~ ℄ with Tr Digitalis
given on debility equal pts each.

Digitalis in disease of heart Bayer called it opiate Heart. applied endermically on heart. Never given with hypertrophy of heart with weakness of power: causes Coagulation blood & polyhi: Not given in regurgitation. or in persons who have weaker hearts.
V. serviceable in Endo & Peri Carditi. Neuralgia heart & dilatation of in certain cases. Employed as antiphlogistic, but generally as in inflam. but not recommend In chronic inflam: with hyper trophy - &c with inflam of serous membranes. At one time recommended in inflam. of Brain but Hope opposes its use, as it is liable not to mask symp. brod. Slow pulse nausea & wakefulness same as this of brain.
In hydrocephalus, when there is effusion Ex child gr 1/4 Pow & Dig 1/2 gr Calomel. In cephalalgia & tendency to coma. In mania, Puerp. In D. Tremens: locally as diuretic, rub on belly as liniment
Prep. Pulv Digitalis
green dust. dose adult gr 1/4 to grs ij
Tr. Dig ℥iv. leaves Oij Proof Spt mae 7 days
dose ʒß to ʒij or large ʒß
to cured. mae puls.
Infus. Dig. ʒj. leaves Oj. aq fer D. mae one hour
decanted ʒj Spts. cumini ʒj to ʒiv
Ext Dig: Pil Dig. et scillæ

Ext. Elaterium

82

Elaterium. ἐλαύνω. seeds driven out.
Momordica Elat. Cucurbitacea
Monoec. Singenesia. S. Europe
Greece. Mountains
Offl. Port. Fruit. squirting Cucumber
when juice allowed to stand dregs dried
& constit. Elaterium: called Ext Elat.
Cucumbers incised juice stands. precip
as soon as fruit is removed: & 2nd sed.
thrown down inferior: but first
fruit gathd. before ripe: occasly juice
filtered thro' sieve. & Maltese
2 Kinds commerce Anglican
2 sorts superior & Inferior.
1. Thin flakes grey green color
flat. thickness one or 2 lines.
Color gets pale. bitter acid taste.
markings on convex surface
Inferior thicker darker gummy
bk. not so bitter a disagr. bus
energetic. When digested with Spt.
dissolve ½ bulk of Supr and only ¼ bulk
Maltese small cakes. 8 to 10 lb
2 65. gutter like Color white
friable readily powd. effervesces
with HCl as coul's chalk.
Prop. of good Elat - grey green bitter
& acid 3. dissolve ½ bulk in Red.
Spt 4 Inflam violet flame
a Cont. Salt of Potash 5 Pugh

not to affervere with HCl.
Nor blue with K. Iod.
Thin flat cakes coated markings on under surface
Act. Princip. Elaterine neutral v. energetic 1/96 pt gr. dilutes form nausea vomiting hypercathar. Elaterin Comp.d Sulf. Elaterine & green resin talk separ.d by C_4H_5O. Elaterine crystals wh. saturating pressure situated long.l does not yield acid or alk with but paper nor forms salts which forms. Procured gr. strong Tr. Concentrate & thrown into H.O. twice wt. rendered strong by resol. in Rect.d Spt. & green resin united with Elaterin & Elatine.

Feby 28th 1859.

Ext. Gentianae.
℔ iij g. Ovi. D. Aqu. Macerate 12 h.

Gentian. gentiana lutea or flava Gentianae Peat digynia.
Gentius King Illyria. Tonic & bitter lutea - yellow. Native Europe. mountains alps. appennines &c also cultivated in A.
Offic.l Part. Root. irregular. few in to several feet in l. thick fungi or arm. contorted. Capitulum & phillae. outer surface marked by rings a folds formed by dessic. Epider. yellow brown bitter acid. inner wood soft compressible yellow
Chem.l Analysis. Gentianite act. princip. dist. 1817. Now gentianite neutral yellow v. bitter. associated with sugar from which it cannot be freed.

Gentianite comb. with odorous fat resin & wax freed by dyestry in Ether: contain no N. sol in H_2O. & proof spt.
Obd. from sh. decoc. by adding Aut. lead. liquor evaporat. article
Gentizic acid obd. in same way as last to precipitate: freed by SO^3. forms $PbO SO^3$ delicate needles sol in aqua. bitter acid
Vol oil from 300 lb only ʒp obd. thick concrete dissipated when exposed to air mon a less narcotic & cerebro spinant
Phys Effects. bitter tonic slight narcotic - cholagogue. narcotic fresh.
Uses. Dyspepsia weak stomach during Convalescence. behind fr NH^3. with squills in Dropsy. Incompatible sols - $FeO SO^3$ & lead.
In Jaundice: as laxative in constipation
Prep. Powder dose grs xv to ʒp.
Infus. Gent. ʒij Root. Oj Aq fer. macerate 3 or 4 h. dose ℥ij to ℥iv.
Infus. Gent. Co: same as last with ʒij Orange Peel ʒiv Lemon Peel former used dry latter fresh Cordial stomachic bitter
Ext. Gentiane. evap. decoc.
Tr. Gentiane. dose ʒij to ʒiv. behind Quinine or bark.
Co. Tr. Gent. Gent Cinch Orange peel. Cardam. Proof spt.
Vinum Gent. Gent cinch Camilla proof spt.

Co Mix Gent. 1 pt Co Infus ½ pt
Co Infus Senna ⅙ pt. Co Infus Cardam
Stomachic & aperient - beneath for
Saline Sals. dose ℥p to ℥ij

Ext. Glycyrizzhoe. Liquorice
Ext. Haematoxyli. Logwood
Ext. Hyoscyami.
Ext. Jalap, In Scotch Pharmacop.
diff. from English

Jalap. Convolv. hypomea mirabilis
usual exogenum purga. America
Jalap - Zalapa. town in Mexico.
Found growing on mountains same as
Cinchona: 3000 feet above level Sea.
first taken to Europe in 1610 fr. Vera Cruz
Convolvulaceae. scarlet mouse same family
pent. monog.
Characters Stem 8 to 10 feet. long
round. brown purple - pickles.
Leaves inferior cordiform superior
oblong & more pointed under surf.
pale downy - petiole. Flowers
red bell shape
Offic^l. Part. Tube or root. size about
1 f. not to closed just - hard closed
solid difficult of pulverization
Powder yellow brown taste of Musc.
sugar. small disagr. tube ovi-
form irregular on surface
conjugated - marked of incisions
to favor drying. longitud^l.
direction

good tube inflam. weighty
tube. Mixed with Buoyancy tube
talk white & not inflam. or saccharine
sometimes root cut up into segments
Compact Jalap. plano convex
pieces smooth on one side - rounded
on other dark brown cut surface
nearly fractd part spongy more
light: less energy & acidity
Male Jalap. large heavy pieces
fibrous woody. called woody Jalap
outer surf. dark. Incisions.
fractd part light.

Rose scented Jalap. irregular part
amylaceous saccharine. o. little
bitterness: rose aroma. outer surf
brown.

Worm eaten Jalap. light porous
more energetic than true Jalap
as worms eat amylaceous part
leave gum

Chemical Analy Resin complex
subs. 2. Jalapine & Jalapic acid
87 perc first 13 perc. Jalapic acid.
both acid colorless transp. dried
smell. 2d. based sub dark brown
bitter acid: by repeated processes may
be made crystalline
Ether does not dissolve Jalapine but
does Jalapic acid.
Jalapine called Rhodeoroutine
said to become acid
Jalapic acid after dissolved in Sulp
phuric Ether gives no precipitate
with alkalies.

Jalapic acid. CHCt.
Gum does not form emulsion, differs from guaiacum in being sparingly sol ~~in~~ Ether.
Jalap Resin test rubbed up with Sol^s cumsen red color. of water be added mixture dark brown.
Gummy subs. bassorine starch sugar.

Effects. Purgative. acts in 5 or 6 hours does not cause much abdominal distress: no influence on gastric mucous membr. during small intestines acts principally affects small intestines differs p. Aloes & bld Hellebore. slow muscular coat starts liquid: contg mucous: given to invalids of every age: children. Sometimes anthelmintic. round worms occasionally diuretic.

Uses. Constipation: at beginning of febrile disorders. In disorders within encephalon: in nervous ness convulsions & cerebral inflams. In dropsy: with bitart Potass. as purg. in infantile disords with Ipecac & Hz of Creta.

Prep^s Pulvis. dose ℈ß to ʒß. latter not exceeded: grj powder given for every year. generally ℈ Calomel 4 to 6 grs for every dose. Also with Ipecac every dose grj or grij.

Pulv. Jalap. Co: 1 pt Jalap 2 pts bitart Potass ½ pt Ginger sometimes dose ʒß to ʒiß.
Hydragogue. diastic.

Ext Jalap. Lond on Resin & ext mathe eins 66 lbs cont. 50 pt gum 16 Resin.

Ext of scotch Pharm simply resin.
4 times as energetic as London:

Tr. Jalapa. dose ʒj to ʒiij.
beheld for salts

Ext. Krameria Rhatany.
Krameria ~~triand~~ Peru.
polygam. Ontand monog
offl. pt. Root. divided. philloe
Root. goose quill: redbrown Cordy
bark. v. asting. unice light red.
reddens saliva. & water. Spt. n.
Act princip 43 per c. Krameria
Acid whit crystall. ½ per c of Kramer
asting as Catechu same dose
Preps Pulv. ℈ß to ℈j
Ext Krameria. Tr Krameria.
dose ʒj to ʒiij.
Co. Tr. Krameria.
cinnamon serpentary Root. Acaryx. P. Spt.

Ext. Lactucae

Lactuca Virosa. Composita
virulent lettuce. Offl. pt. Concrete
juice Lactucarium: make in-
cisions longitud: exudation removed
since pull before flowering. after
unk opaque milky abounds
in lactucarium: many props. of
opium called lettuce opium some
smell & taste. occurs in port
pea to bean brown or red: eaten
opaque dusted. with white powd.
inflammable: same effect
so poisonous Calcination ~~[illegible]~~

Act. princ Lactucine
1 pt Lactucm 5 pt SO3. 10 pt Spt R.
digested in water agitated with lime
liquid evapd. prod digested in Spt R.
~~Lactuc~~ & evapd. result Lactucine
Neutral: no Ct. sol in HO. precip
with Acet lead Ag Clo: exists with
Lactucine. no identified
Oleaginous matter: Cont. S. (acid
described: but only Oxalic acid
Effects. Like op. 1 gr. op = 10 Lactucarium
less certain in its action does not
cause dryness of mouth or headache
or after opium.
Tr Lactucarium dose ʒ ß to ʒ i
Tcochees. L. gum arabic sugar
good. pectoral agents, to assuage
cough

Ext. Lupuli

Humulus Lupulus. Hop plant.
dioc pent Flanders. imported
to England. Henry VIII.
Official portions. Strobiles catkins
& lupuline. catkins enclose Nut.
dust called lupulina
scales yield chlorophyl. gum
pectine. Color matters salts with
antic NO3 & SO3. Lupulina
yellow dust made up of particles
from 6 lbs Strobiles ʒ XIV. Sepd of
Lupuline contains oz more gum
bassorin and sugar

oil sp.
thick yellow narcotic color
bitter taste.
Resin procured from Fr by throwing
it into water semi solid cum
Uses bitter tonic aromatic narcotic
Preps. Fr. Humuli dose ʒj to ʒij
Lupulina dose grs v to grs xv.
Tuesday 1st May 59
Lupulina
Quassia Lupulina
1356 and both to Sweden
Lupulina Intra muros
analysis
Act. Prin. neutral sub. calcia Quassiae
obd from decoc by heating it with lime
sol sparingly in Rect Spt. & C_4H_5O.
Colorless bitter taste Comb. $C_{10}H_6O_3$.
vol oil. lignine. gum pectine &
salts of Potash.
Uses bitter tonic increases appetite
that in nature: when dose v. large seems
to disorder nervous system, impair
sight. antiparasitic remedy. used to
destroy flies. In dyspepsia: in
certain fevers: remittent & intermittent
Comb. with astring & aromat. be
antiperiodic
Infus Quassiae. ℥ij to ℥iv.
Tinc ——— ʒj - ʒiij
Co Fr
Card. Rais. Cinnam Cochinea Co Spt.
Ext. Quassiae.

Rhubarb. Rheum gen: or Re
name of bolga. Formerly I Turkey II Ind-
ian III Barbarian
Reg. W. Caspian Sea E. Chinese Wall
N. Hammerlay Mon. S. Altai Bikani
difficulty in determining plant ever. take
by persons engaged in the business
No. of diff species. Rheum Andul^m &
palmatum. I now known to afford
none. latter thought to be Turkey
R. crassinerum - Capsicum
Compactum - latter that Chinese
or E. Indian
R. Hybridum leakerizzum
Reponit. &c.
Polygeae. Ennean. monog.
ov^d from large No. of vegetables
Off^l Part. Root dry as scraped & divi-
ded into pieces drilled & strings drawn
thro'. In Turkey R. spread on long
tablets. assumed. In some pts R.
allowed to dry on horns of cattle.
Rheum red^d to 3 divis^ns
R. Turcicum R. Indicum R. Anglicum
1 Russian, Chinese, Turkey, Buccarian.
Brot to St Petersburgh - sold to Chinese - passes
thro' Naotoli in Turkey; collected by few
Buccarian Tribes.
Turkey. Masses unperf rounded
ayt. 2 to 4 in l: & 1 to 2½ in in breadth
2 Knots square & rounded. Exterior
yellow brown smooth free from bark
removed by slicing. yellow powder
on surface: bored thro' with holes
no Cord. v. smooth apertures roughness
removed. frac^d. surf. angular

Turkey. Veins on surface purple or red. Calcium close compact heavy. When chewed gritty: taste aromatic, bitter & somewhat astring. Smell no spots or marks or stains or worm eaten openings on surface.
2. Kind Turkey occurs in sticks more or less perfectly rounded.

Indicum or Chinese. 2 sorts: good & less. Dutch trimmed or Batavian. Cantar trimmed: superior collected with great care: outer surf same marks as forest. Opening never so rounded & contains portion cord remaining. Inferior pieces rounded - more perfectly rounded than Turkey. Exterior variegated dark brown stains: fract surf, smooth plain: veins not so numerous or deep in tint as other nor so heavy & compact. Attacked by parasites less gritty. Mucilag taste greater: not so aromatic. Powder of Turkey c. subtle dust bright yellow brown red brown. Indicum. tawny tint yellow brown darker on exposure

Anglicum. Manufactured in neighbourhood of Oxford. 2 sorts flat & stick: Cinnamon: red: no dust on exterior. Openings large & omega light cellular & vesicular mucilag no gritty sensation. Smell

family resembles Turkey. Stick A
resembles round Turkey. 1½ in diam
Cord with turmeric powder. Sold in
Cheapside & English. as Turkey.
European Rh. named French & German
Sort of Indian called White or Him-
malaya v. Colorless or milky no lake
& no smell. another R. Emodi. brown
Masses v. bitter & disagr. smell
Chem. Analysis bitter prin yellow
brown neutral sol in Aq. & Spt =
Rhubarbarin & Caphotopicrite, wet prime
(2) Resin. 3 Resins, 1 Blk. 2 brown
3 red. 1 Paratite 2 Pyrorotite. 3 Erythro
tite. Blk not v. sol in Kild Spt.
brown very sol. neither change color
of liquor Potassa. diff from red
which makes red mix with L. Potassa
gets violet & darker. Vol. oil.
Tannin & Gallic acid. Exist in
terms of R. of $FeOSO^3$ be dusted
on dark blk color. Coloring
matter = chrysophanic acid
crystals light yellow more or less
transp. plates sol in Aqua. Liqd
Potassa turns it red brown.
becomes violet & darker.
Lastly peculiar matter Oxalate
lime or Raphide of it Eastern R
Dist from European. never in lake
but vaints contain large R Aphid
but turkey 35 per c. granular
portions. Compd. of crystals angular
like small hemp seeds
Lignine pectin, gummy matter
Physiological Effects
2 to 10 grs act on tunnel stomach
Liberteus glands & dispel & desolution
anorexia. pyrosis. borborygmi
3j to 3oo aperient

94 Effects cond liquid evac.ns stim peri
stote: leaves bowels in constipd
state: useful in diarrhoea. colors
faeces: operates on liver said to be
Cholagogue. & some writers probably
erroneous. most absorbed & excreted
thro' kidneys detected in urine
of acid yellow color of alkaline
red brown tint
Uses dyspepsia depraved secre-
tions generally.
Pills gr iij Pond R gr j gr j Ipecac.
drop of oil Carraway. 2 dose
or Chew root & swallow saliva.
increases appetite & venous con
stipation. In infantile disorders
Hy. c Cretâ. = quant of lathe
with Rheum Pulv. in child under
year 2 grs each. As —
Aperient in Puerperal affection
In diarrhoea & slight dysentery
in small quant. Astring. large
purgative. roasted Rhubarb more
astring. R. torrefactum
1/3 bulk. d. In Phthisis
given in Fris Nit Bis. c Opii
In typing Fevers. alopecial
affections sometimes?
Prep.s Infusion. dose ℥ij ℥iv.
ineligible preparation. mudd.
Tinc Rhei. Liquoric. Prop.
Co. Tr — ʒi to ʒiij — ʒss to ʒiss
R. Liquoric Saffron Cardam. Sptl.
dose as

Co. Tr. R. ʒij – Opii Tr ʒss ℥j Peppe-
mint water. Carmin. sed astringent
Ext. Rhei not purgat. Aromatic
slight astring. not used.
dose gr v to ʒss.
Tinc. Rhei et Aloes.
Liquorice & Prof Spt
Tr. Rhei et Gentianae. P. Spt.
dose ʒj to ʒiij
Vin. Rhei. Canella. Sherry.
dose ʒj to iij
Pil. Rhei.
Acetat Potass. Cons. Red Roses
astring dose ℈ß to ℈j.
Pil: Rhei Co:
Myrrh. aloes. R. soap
essential oil. Lond. Carraways
Stoch peppermint 15 grs dose
or 3 pills.
Co. Rh. Pond.
Gregory's Mix. Ke Cald Magnes.
4 pts Pond Rheum. Ginger 2 pts
antacid Carmin. Stomachic
dose ʒj to ʒiij. Finis
Ext. Sarsae. liquidum
Ext. Stramonii.

Stramonium.

datura stramonium
stuck no mancroc on. Thorn apple
Europe. mount. Greece: or native
America. 4 feet high in Dorchester street
Solanaceae. pent. monog.
thorn apple is ape of pent.
leaves o. large white

all pts of plant medicinal. Indian poison arrows. used in China & contracts. legion superbus. prod madness. Leaves: nisset brown fully narcotic smell, acid tests seeds small rigid irregular brown blk tint.

Act: Principle Atropia same as in Belladonna. said to be diff. but Dr. Planta shews similarity only difference strain Atropia nauseous, tobacco like, owing to pyrogenous matter, of & destruction debillation pyrodaturia.

Phys. Effects. impairs sensibil dimness of sight headache vertigo alleviates pain: stim secretions: sometimes diaphoresis thick used - perspirate somtimes no dryness of mouth & ~~clas~~ as op. Important Poison. changes mind. raving mad. wild furious ungovernable. impulsive. 2nd Imbecility or Idiocy. Beverly says several solaceis all plant - became natural fools. Of the disorders muscular system: contractions also paralytic condition: dilatation pupil & impairs vision & perverts sight. of the amaurosis 18 grs of Extract. fatal dose Larger quantities taken

ʒij of Ext tablet without poisoning
vapor exhaled from juice or subs.
from leaves said to produce dele-
terious effects. Contradicted by man
who slept in Oxon.
USCS. Specific in Spas. Asthma
relaxed Expects in Emphysema
Coughs. Internally. dose gr p to gij
ext. or smoked as Tobacco
gs viii or gs x. assuages Cough.
increases Expec. & releases dyspnoea
In Nervous dis. Chorea hysteria
Convulsions wakefulness nervous
Ext Stramonii gss. to gsij
made p. seeds.
Decoc Stram. not offl. in Lond a
Tr — ʒv. Plant Oij Spt P.
dose mxx to ʒj
Ung. Stram. boil Fresh leaves in lard
painful sores. scalds burns.

Wednesd 2d Mar. 1859

Ext. Styraceæ

Styrax. Known to Greeks called storax
S. offic. Styracea. decand. mony.
Greece. Levant &c.
Char. 15 or 20 fat.
Offl Pt. Concrete juice, exud to Vandalia
obd from incisions: bark detached
poisons who collect licensed
3 varieties. 1 S. liquida - S. calamita
S. in granis - 1 common thick liquid
like honey grey brown fragrant balsamic
most pure. Styrax Collatus

S. Calamita prop calles
Cinnamic acid. same prop 5 as form
more impure: calle made from liquid
by mixing stuff with it pac^d surf.
avg: white dots & stains
S. in granis. size various large as pin
head & pea, color red brown. balsamic
S. amygdaloid. like amygdaloid
tenzoin. white spots or dots like
almond vanilla like small
analy. vol oil - yellow. vanilla
odor act mix.
Cinnamic acid. 3 Styracine
resinoid. character. 4 Resinoid
substance. vol oil called stylol
Effects. Stim deter^d to broncho
pulmonary: assuges cough & expec-
torant: accelerates pulse dryss mouth
& thirst.
Uses. In catarrhal affec. Bronchial
emphysema
Prep^s. Ext Styracis
Sty collatus
Pil. Styrac. Com.
S. saffron opium 5 grs mass 1 gr Op
Ext. Taraxaci
Ext Uvae Ursi

Infusions

Distinguish fr. solution proper by only
containg portion of sals - infusion
made fr. vegetable: solution from
mineral - Infus. made by mac-
eration & digestion; Cold & hot Ho.

Cold Infus. Columbo greatly recommended. Edinburgh recommends percolation: Cold water: Infus. Columba made in this way Infus.n allowed to simmer: Infus. which are which strong made in non radiating vessels, tin - gum. extractord. - mucus tannin acids alkalies colo.r princip. bitter princip. tonic matters gum resins taken out by HO Infusions prep.d extemporaneously almost infus made with cold water & evaporated red. spirit prevents decomposition

Infusion Acori

2 oz used & boils HO poured on, after 2 hours fluid dose ℥ij to ℥iv.

Acorus Calamus sweet flag.

leaves used for carpet: aromatic

Off.l Pt. Root. Aroidiae, exand monog Root Rhizome: transverse portion near ll to earth surf. fibilla: contorted: Inside white roseate, small aromatic agr. texture spongy light reduced to powder with difficulty. grows in marshy places. Effects stomachic & aromatic

Infusion Anthemidis Chamomile

Co: Inf: Armoracia

Aromatic. Mustard. ℥j. ʒ Co: Spts Armoracia Oj Aq. ferventis

Armoracia Cochlearia Armoracia

Horse Radish. Gt Britain. non ind Crucif. Atradynam. siliquosa - Off.l Pt Root emp.d in med. tapped shaped. deep. cov.d grey brown cuticle: contains parenchyma, pungent & acid.

Oil Armoracia resembles oil mustard contain S & A - but no O. single drop affects air of room excites coughing.

99

vol oil yellow & very heavy: product of two pinus.

Effects. Stim - as epispastic internally condiment: in larger quantity stomachic: increases gastric juice stim alimentary canal increases peristolic: large dose emetic: large narcotic irritant

Co. Infus Armoraciae. Inf. A

Spt Armorae. Co:

Armor. Orange Rel nutmeg

Proof spt. stomachic dose ʒj to ʒij

Co Infus Orange Peel.

Orange - lemon cloves. aq D.

Infus. Bucher. Infus. Diosmae

Bucher. Diosma or Barosma Crenata

Nat. Cape good Hope

Rutaceae

Offc Pt. leaf fresh obovate small brilliant dark green pale bilbo crenulated dot between teeth. vol oil: leaf possesses good deal of aroma: In dried state brown green color not much distinct between 2 surfaces; when chewed, warm peppermint impression to mouth

Chem Analy vol oil yellow br. bitter principle & resinoid matter

Effects. wind genital membrane diminishes tendency to mucopurulent: when drink & alkaline rend. thin & acid. Alleviates unpleasant symptoms: pain & frequency in making Ho.

increasis fluid diuretic. 100
Uses Chronic Nephritis: & Cystitis
Gleet gonorrhœa: gastro intest. dis-
orders: sometimes does good in
disorder of stomach
Preps. Infus. unglass spil
Tr. Diosmæ Buchu. dos ʒi to ʒiij
auxiliary to copaiba, cubebs.
Infus Calumbæ
Calumba. Cocculus palmatus
~~Coce~~ Africa mozambique dr 1759.
Offl. Pt. Root. brown rough
outer bark brown plus. sliced ⊛. 3 a 4 lines
thick. inner nig. yellow 2 a 3 lines depth
bell surface. radiated lines: bitter
aromatic:
known by above circumstances
Chem Anal. Calumbine neutral
sol in spts. & acids, white. crystals
bitter. Starch, Rasera Wharton Coul.
no starch - latter called false Calumba
false Calumb. Contains tannin. true
contains none: test gelatine: persulp-
ion - Resinoid matter - & small amt. vol
oil
Effects. Tonic & antiemetic: gives rise
no erythema employed in Convalescence
from fevers - useful in vomiting
cause pregnancy & puerperal disord
In dyspepsia: intest. affection
on recovery from diarrhœa & in
fevers
Preps. Infus. 2 Tr. Calumb. ʒi. iii.
Infus. Caryophili.
— Cascarillæ.

Cascarilla diminᵗᵉ of Cascara
protoxe eleutheria known since 1693
used at one time in Plague: useful
found serviceable in Epidemic dys-
enteries with adynamic sympt.
Bahama Islands. W.I. & S.A.
Euphorbiaceae. monoec. monadelph.
Cinchona: & frank incense bark
confounded with it
Cascarilla quills 4 to 6 in in length
size of little finger. folded in an
involved manner. occasionally
involved at extremities. fract. surf.
short. cinnamon brown color
internally fibrous lacunated
exterior white grey color. varies
rock of moss on outside.
43 diff species of moss upon
it. white grey or silvery color. Cascarilla
by Peculia Balsamic smell inflam
at one time used with Tobacco.
bark warm spicy & little bitter
bolt vol $\frac{1}{120}$ pt of wt. of entire sub.
first yellow but becomes blk
Resinoid matter. Fr. in HO. red brown
color, semi solid, balsamic smell
spicy taste
Effects. aromatic tonic.
Prepˢ Infus. ℥iss bark Oj Aq fr
dose ℥i to iv.
Fr. Cascarillae
— ℥v. — dose ℥i to ℥iij
with mineral acids: disulph
Quinine &c.
Mist. Casc. Co. Infus. Cas
paregoric aro acet. scillae

Infus Catechu Co:
Cat. cinnamon ~~Spt~~ Aq. fre
Inf. Cinchona
yellow bark.
~~Cin~~ Inf. Cinchon. Spissat. yellow bark
Inf. Cinchona pallidæ & Spissat
Inf. Cuspariæ
Cusparia called
C. angustifolia - febrifugia
S. America. In thick forest: best on shores of rivers. Rutaceæ diand monog
Offl Pt. bark in pieces 6. or 8 in long coarse. 1 in breadth: inner surface cinnamon brown color. in lumina & plates: outer portion rugous, ash gray cuticle: one of marking's breaks reg. Cellular loose. v. friable easily pulv. slight bitter taste: & peculiar smell confounded with false Angustura bark or Nux bonnea. True aromatic bitter: false deadly poison
In false. blk color smooth, no scales
In true. red brown - fibrous laminated false paid pinderon compact v. bitter. True not. 4 false no odor true. offensive smell.
Offl Portion. Angusturine or Cusparine 1½ per c neutral, cryst. evap. Fr. when syrup & cons. purip depos angustoine. Sol in HO & Spt. Rect. v. bitter NO5 chays dule tin: SO3 brown red: Resin irritating. 2 sorts. Same purpes as Cal. imba. & Casc.
Dreps two Infus. & Fr. dose ʒi to ʒiij
Infus. ℥ij to ℥iv.

Thursday 3 Mar 59

Infus Digitalis
Spt. Cinnamon. Aq. D

Co: Infus. Gentian
Infus Krameriæ
" Lini Com:
" Lupuli. Infus Matico
ʒp M. leaves Op bolds D Water

Matico Known at by S.A. as hæmostatic
nodus nodus. yerba de soldado.
Artanthæ elongatæ. Peru.
Piperaceæ

Offic^l Portion. leaf. when dried 6 or 8 in long
Coarse rough & grand. like sage leaves. wan
spicy taste small like pepper.
easily pulvd dust subtle brown gr.

Act Prin. vol oil. irritating
Resin soft green. bitter extracted prins

Uses Hæmostatics contn. no tannin or
gallic acid: externally hæmostatic by mech.
anical way or obstruction. If internal
styptic virtues reside in essential
oil: not so useful internally,
externally serviceable leaf applied
Tr. also useful
In hæmaturia hæmoptysis hæma-
temesis.
Infus usual way ʒij to ʒp.
Tr. Hss O2 Spt macerate week
dose ʒj-ij

Infus Quassiæ.
——— Rhei.
——— Rosæ comp. dil SO^3 sugar.
Infus. Sennæ Com:
" Serpentariæ.

Serpentaria - snake root.
aristolochia serpentaria, milk promoter used once in typhoid states.
aristolochaceæ diand exand. American
U States. Pennsylvan. Florida.
Officinal Part. Root. 41 Kinds.
one ten yields very large leaves: umbella
milky juice exudes. agreeab. taste temp
ovary followed bitter acid
Act Princ vol oil. Resinoid. extracted
Uses Tonic. & stimulant.
dose of Infus ℥ij to ℥iv

Infus. Valerianæ
Valerian
valeriana officinalis. post desc. Hirschia
Valerianaceæ triand. monog.
perennial indigenous. borders River
ditches. hills.
Offic. Pt. Root. shrill as little finger
fibrillæ pars off. covd externally
brown cuticle corrugated. warts &
nodosities. pecul. smell fœtid
2 species. Cultivated & uncult. 1st
bitter taste: latter stronger in aroma
bitter. taste bitter. acid impression
on papillæ
Act Principle acid. valerianic enjoy
energy. & it other constit. compd state
if patient: if isolated inert.

105 Valerianic acid obd from other plants
tuberosum & from organic products
liquid limpid clear like HO. offen
sive smell obd p. Root of dipsoli
Carb soda & decomp by SO^3.
Fic obd from every tt. Exposed to air
changes semi solid Balyrol
also Vol oil sepd of desitely sub.
in HO. complex subs. contains Cam
phor. or stearoctine - neglt borneo
liquid dark tint. Balyrol & v
valerianic acid. also 2 bitter extract
malting ~~2 salts~~. 1 green with per salts Fe
2 yellow of acetat lead. 1 called adinary
bitter extract. 2 valerianine
Effects. Stim, antispasmod, Tonic,
in hysteria. nervousness, &c.
Considerable quantity wd produce
bad results
Uses. In adynamic states, latter
stages typhoid or typhus fever.
contd till pulse becomes more
slow & delirium stops: increases
vis vitae: In hysteria. usually
given as Tr. teaspoonful. In Convul.
sive affec: functional kind. in infan
tile variety in chorea. but arsenic
acid & $ZnSO^3$ more useful. In
Epilepsy large dose powder ʒi ij
before paroxysm: given between
gr V to XV grs.
Preps. Powder: Infus:
Only water dissolve Valerianic
acid: si but resin & ~~[illegible]~~ Balyrol
escapes. Tr. dose ʒi to ʒiij
Co: Tr: Valerian:
dose ʒi to ʒiij

Sodæ Valerianas

Fusil oil bichromate Potas SO^3 & Soda Carb. during decompos. reaction between bichrom. Potas & SO^3 O. developed: which attacks Fusil oil & valerianic acid set free which unites with Soda. or by using Caustic Soda instead of Carb. Soda.

Uses for product. of Other valerianic crystal mass. exposed to heat decomposes.

Zinci Valerianas

double decompos. 2 sol.s valerianate Soda & $ZnOSO^3$: 2 new prod. $NaOSO^3$ & Zn

val. Soda + $ZnOSO^3$.

ZnOval. Soda Sulph

Crystal subs. plates lilliant sol in 280 cold HO. 60 pts alc. Alcohol

adulterd with acet. Zn. recogd by pouring SO^3 on it, if acetate present vinegar fumes: butyrate Zn green mix on add the $CuOSO^3$.

Val Zinc faint smell valerianic acid

Effects tonic neurotic agent used in chorea: neurotic disorders

Uses. Debility. adynamia cachexy dose grs ij to grs iv. with Gent. Ext.

Ferri Val.

made fr. val Soda & $FeOSO^3$.

double decompos

occurs in amorphous state.

very offensive smell

insol in HO not much use dose as ab

107 Quinæ Valeriatas made in same way as former. Then scales mother pearl luster not v. sol in HO promoted with acid. intro by Lucien Bonaparte
dose ij grs to iv. Useful remittent v intermittent disorders

Linimenta

Generally saponaceous: but exceptions
lin. æruginis
Lin: Æruginis verdigris. Vinegar Honey
— Ammoniæ. liq A. olive oil
— ——— Sesquicarb.
Lin. Calcis. lime HO. olive oil
— Camphoræ. olive oil. camph.
Lin ——— Co: Rec^d Spt. Stronger NH^3.
Lin Hydrag: blue oint lard ℥iv
Camphor. Liquor NH^3.
Lin Opii. Lin Saponis
Soap. Camph Rosemary spt.
Lin. Terebinth
soft soft camphor
Lin Tiglii.

Croton Oil.

Croton Tiglii or cathartic m.
act. cathartic from time immemorial small quantity swallowed heat in epigastrium.
sets up vascular excitement throughout intestinal membrane
4 seeds of plant given as poison.
Nat in Japan, Ceylon, China, Moluccas
Malabar

Officinal Pt. Nat Cont 3 seeds ea
are in cilt. Seed brown externally. Oleg
product oil of Croton. Obd by squeezing
Kernal nut
Characters. yellow color tint darkens
amber yellow red. Clear transp
oil sol in Spt Rect. more sol in C_4H_5O
also in fixed oils.
2 varieties 1 Ol. Exoticum + 2 Britannicum
1 clear + transp.

2 European known by having darker tint
redorsh opaque on being kept depos
Stearoctine when agitated with 2
bulk of rect Spt. Clear Comp.
results not opaque milky as first
no separation of 2 strata occurs.
1 more liable to be adulterated. 1.
Canadian oil with Jalap powder
sometimes euphorbium, Scammony
true oil recog. by dissolved perfectly in
C_4H_5O. Fixed oil very sol in Spt R.
Croton. not
Chem. Anal Crotonic a ga
in comb with glycerine. Crotonine
said to be Comb. of fixed oil with Mag.
nesia. called Magnesia Crotonic Soap.
Resinoid br. green sol in Spt R.
Fixed oil wh. holds oth in sus-
pension
Effects. Stim to skin &c if vapor com
in contact with nose inflammation
also eye: single drop cause emesis + purg
ation: ~~tea~~ single drop said to prod
dang. suts. Teaspoonful said to have
been taken by child: Treat-vomits.
anodyne, demulcents; warm fomen-
tations enters. wine a Brandy.
Pulse weak + fable vomit catha
Uses. head aff. apoplexy coma. convul.

Croton oil applied to surf tongues feather & with affect canal
Useful in Phrenitis as revulsive
In hydrocephalus. Tetanus.
Chorea. Cholera recomd by Indian practitioners: cond. till vomiting occurs cong bile: symptoms improved: reaction produced,
XV drops with 9 grs opium given in hard case. Given alone or ℈ 1 pr
Creates strong purgation
Used externally in Chronic pectoral disorders rubbed along course of spine in whooping cough spasmodic disorders & as in Chronic synovitis
Dose 1 to 2 drops as Hydrogogue 2 to 8 drops. Oil taken with Castor oil ℥j. Croton oil drops in ij made into pills: hot head crumbs & soft soap.
Lin. Sulph. either 7 pts Croton ol. 1 pt very volatile: but pustulation soon occur. or lin. with Co: Camph 6. pts Co Soap lin. Belladonna
Monday Mar 7th/59
Mellita chiefly local applications: for interior of mouth: mechanical admixture. sometimes honey melted previously. pulty stiff
Mel: Boracis. 1st ℥j 2 ℥j.
Mel: Rosæ
Oxymel. honey & vinegar. water
Oxymel Scillæ Oijs vines. Squills Hr Honey

Monday March 7th 1859 100

The Metals Metallica

Chemt. union between electro neg: & electropos

Metallic oxides

i Alkaline : Earths : Metallic oxides propr

Earths. i alkaline & ii earths propr. e.g.

lime Magnesia : Earths propr solid white
inodor. & bottom only affected heat
only fusible at extreme degrees
Possess none of characters of metal
from which they have been produced.

(2.) Metallic oxides with acid
i alkaline ii earthy & iii metallic
salts propr

alkaline named neutral alk.
subsalts & supersalts. neutral
I amt of acid & base. in super
salt excess of acid : in sub. great
amt of bases.
bisalt & tersalt 2 or 3 equiv. of acid
bis salt or tris salt excess of base over
acid. Ternary salts consist of
3 elements : as alum Sulph Alumina
& Potass. mono & proto. are proportion
of element with base
When salt is comp. of SO^3 salt sulphate
Halard salts

Salts Charact. crystal more or less
transp liable to change by exposure
deliquesce : efflorescence : first water
secondly pulverulent. condition

change on exposure to heat: some part with O. as Chlorate Potass. loses 5 equiv. since detonate & take fire & evolve gaseous substances as oxylate Ammonia salts occasionally cold as blue vitriol, green vitriol &c. hable to change kept in blue glass bottle sol. in HO.

Aluminum

disc^d by Wobler: ob^d p. Alumina with KCl.

Characters white. brilliant soon tarnishes by exposure. very infusible: not melted by strong heat = takes fire: not used separately. bas's

Alumina $Al_2^{1}O_3^{1\frac{1}{2}}$ sesquioxid of Alumina sometimes called hydrated sesquioxid of Alumina. natural product in precious stones. topaz sapphire made from Alum, solution & add liquor Potass: when dry becomes pulverulent.

Effects. astringent. combines with various juices of stomach as astring mixt. as external astring lotion & collyrium & even injection

Dose gr ij to gr x. internally as powder or in sol.

Uses Chronic diarrhoea. dysentery Armenian Bole. alone.

Silica Iron Mn. as Rat styptic.

Alum Sulphate

sulphate of Alumina & Potash.

Alum $Al_2O_3SO_3 + KOSO_3$ —
Markgraff calls it argyl: obd from diff natural sources: Earth conts alumina sulphur & Iron. Exists in Herlet in Parsely & whitby in Yorkshire. — Cusply. aluminous cyst broken up. expor to air roasted. O gas acqd. unites with S. prods SO^3 & oxides Iron. Acid unites with alum & Iron: matl. put into Ho & lixiviated obtain sulph: alumina: $KOSO^3$ added. AH^3 substituted for KO. at whitby mass set on fire: prod. dissolved in Ho & put thro' as above.

Characters. Distinct crystals rhombic octahedrons. In commerce of the uniq. mass. conglomerates of crystals. semi diaph. sol in 18 pts Cold Ho. has its own wt of aq. f. squash tasts first followed by rough tart acid. expires to air changes: loses cleaners. becomes opaque powder on surface. expand wheat swells up. alumen exsiccatum: mixed with sugar spontaneously inflammable Homberg's pyrophorus

Tests for KO. SO^3 & Al.
1st white - perchloric acid. & fluosilicic a & with excess of Tartaric acid. Chloride Platinum yellow
2. Schl. Barium white
3. Hbl. gas recogd by smell

Alumina. SO^3 + Ho. gives white precip. alkaline & alkaline carb. Ferrocyanid of Potassium white.

Effects Astring. topically & internally. unites with albumen, alum is decomposed when dose is small as sub salt is formed: if small no disap. symptoms caused, in l. doses cause nausea

affects bronchial memb. & renal apparatus. In excessive quantities, symptoms severe vomiting & purging. Consid. to have specific influence on lungs. In large doses said to produce cough; acts as specific on urinary apparatus; said to render urine acid.

Uses. In chronic diarrhoea & bigelow matters as Kino Catechu & the like, rather objectionable; colica Pictonum as specific, as chemical antid. & as purgative SO^3 unites with lead. dose ʒij every 3 or 4 hours. till symptoms relieved in hemorrhage - hæmoptysis & emesis. in typhus fever in Europe in small doses grs IV or V.

Used as local remedy in heat of opthalmic diseases. best adapted for affect. of conjunctiva grs V salt in ʒij H.O. or doubled occasionally with Zn O SO^3. in granular conjunct. in staphylomas in affect of mouth in Tonsils diphtheritic by insufflation tri quick blow in powder reduces size of vessels inflamm. &c.

as dentifrice & in ptyalism
cops to ʒij pate. to Myrrh. as (114)
Gurgle. As injection in gonorr.
& glut. in cankerhaus & ulcerat.
of mouth atoms: diminishes
purge. in ecchymosis.
blk eye cataplasm ʒj Alum. p.
with white of 2 eggs enclosed below
2 clothes stem absorbents
Dose gr v to ʒij
smaller astring. tab. purg. & spicy
liquor Alumine
sulph Alum & sulph Zinc
as topical
Alumen Rubeum
in arrowgd. lord masses.

Antimony. Sb. Stibium

mentd in Bible: to dye hair. milk of female
& antimony. In 1650 reclaimed favor.
introd into Mat. med as purgative
Metal used as drinking vessels.
Metal occurs in lamina white pisible
volatiles s.g. 6.7. not readily tarnished

Ter-sulphuret Antimony SbS_3

Met with as natural prod.t in Germany
Switzerland Austria & Borneo. from with 627 tons
brought over. amorph. dark blk color
coarse grain when v. pure red cast
no peculiar taste: met with sometimes in
Cakes. Basis of certain medicines
known by being insol in HO, but is
in HCl. yellow solution clear. butter Sb. with
HO whitish mixture: ged oxychloride Sb.
1. equiv. Chlorid Ant. & 5 equiv of oxid Sb.

In sol in Hbl alk. & alk carbs produce white precip. In Gallic gas dirty brown precip. Ferrocyanid Ke gas white precip. Antimonium Hydrogen gas remarkable as inflammable, during burning off gas metallic Sb is separated.
Another test. If sol. be acid with Hbl and put into
In solid state of fusing it liable to take pure. SO^2 escapes there remains behind Sb.
Native not suff pure for using it in medicine: Ersulph. roasted or in cinnabar or wh there is aperture
Ter sulph adult. with Arsenicum recd of pouring Hbl upon it ~~Arsen~~ Sb. dissolved & Arsen. not affected: Non also adult.
In dyspepsia Cutaneous disorders as ointment as cosmetic.

Drs Holmes Drs Drs
Drs — Wright D Drs
— Scott
Dr Deputy
Deputy

Practise of Medicine

A. F. Holmes M.D. Mar 30th 1859

Fevers. at first coldness & followed by fever as in intermittent fever or ague.

Intermittent Fever. fever & ague.

Premonitory sympt. wearinas exhaustion coldness yawning features contracted. skin cutis anserina: pompilatio: general cold. aggravations. chills shuddering. fit of ague. aflu longer or shorter time flushes of heat: heat predominates: cold leaves: skin dry burning head aches violently mind affected may be delirium. Heat remits, skin soft damp: moisture appears. heat diminishes & body in same state ash pre cold, hot & sweating stages.

Ephemeral fever — usually fever consist of paroxysms, many.

Division. intermittent fever, remitt & continued. Contagious fevers usually continued: malarious fevers usually intermitting or remits, not always: Exanthemata, includes many contagious fevers

((Intermittent Fever or Ague))

Sympt. Chill & fever depression thirst dryness skin: Contraction of skin: urine pale: scanty pulse weak tremulous slow on not nausea vomiting face bluish: headache may increase in hot stage also delirium. In sweating stage diminution of all appearances urine deposits sediment

Daily or Quotidian fever — Tertian every 2nd Day.

Fevers intermittent.
Quartan every third day. sometimes fits irregular, erratic kind: double quartan
Intermitts met with in Aut. & Spring
Autumnal & vernal tendency in intermitts to change types.
Intermitt apt to be complicated with internal congestions & inflammations
spleen liable to be affected during cold fit. If an ague continues long spleen enlarges permanently. Experience or tumor: ague cake.
Treatment. Divided into that for fit & during intervals. During cold fit dose of Opium.
Compression by tourniquets recommended opium found useful in hot stage. brings on sweating. gradually diminish quantity of covering. 31st March
Treatt. during fit palliative.
During intermission: Antiperidics given - as Quinine & Arsenic
Peruvian bark introd about 1632.
Best form of bark, powder, ʒj doses repeated several times. ʒj during intermission as Infus: or Tr: Quinine superseded use of bark. Cinchonine quite as efficacious as Qn. the other alkaloid.
Ordinarily doses not very large. In Tertian fever: give 5 grs every 4 or 5 hours during intermission & give x grs before the fit comes on. Quinine sometimes will not interrupt fits - then Cinchona itself will be better.
Arsenic - objected to by some erythrism

prod. — Not not likely in intermittents
Dr. H. considers AsO_2 better than Qt.
Average dose 8 to 10 drops of Fowler's
Solution 3 times a day. Perhaps patient
cannot bear 10 drops. In a day or two
appearance of puffiness about face
stop medicine or diminish its quantity
In course of Tertian Arsenic will
stop fits in three days. D. H's Experience
At commencement administer purgative
& emetic & attention paid to bowels in some
cases: sometimes local bleedings or
strong counter-irritants reqd. —
Fowler's Sol. Called at one time tasteless
ague drop. Cases which resist Quinine
by Arsenic or give them together
Salacine nearly as efficacious as Qt.
larger dose reqd. Piperine from pepper
& Italian Phys. use Pepper itself as
antepiodic. Zinc recommended. Zes
given in course of day. Pulvis Quina
consist of Horse Chestnut, Willow, root
of Red Gentian & Calamus aromaticus &
Cloves of these = pts, good subst. for Qt.
Threfland recommends.
Bitterns also recommended:
Qu. As: Cyanuret Iron dose 6 to 8 grs.
Formerly thought unadvisable to check ague.
Ague can be prevented by use of Quinine
Wine Contd. Qu. administered to sailors
to Africa.
Remitting fever Principal fever of
United States. Depends on malaria
Infantile remitting fever: depends on
inflam of mucous meml of stomach
& bowels

Remittent fevers sometimes chill
nearly absent: pains of head neck
& loins: pulse full frequent.
disorder about stomach bowels &
liver: tongue brownish cont. wt. in epigas
urine hyp colord. nausea. Consti-
tutes bilious fever: Disease may be
v. slight or more severe. Symptoms
become more marked & even typhoid
symptoms present: abdomen tender
diarrhoea: tendency in Remitt. fev
to congestions or inflammations
of different organs. Affection of
liver thought owing to mucous mem.
of bowels being affected: bile in urine
absence in stools.
Remittent divided into simple &
malignant: latter v. rapid & v. fatal
met with in hot climates: in E. W.I
& U.S. South. adynamic & ataxic:
In malig. remitt cold stage v. brief
pain, oppression, wt. of epigastrium.
fever remains 24 hours. v. high-
shot intermission: 2 or 3 fit often
proves fatal: blood spts in surface
petechia & frequently hemorrhages
Congestive fevers.
Cold plague of Mississippi
Delirium met with in remittent
fevers of peculiar character

duration of intermitt: varies O. much may run on several weeks: in S. shorter.
Diagnosis between Remitt: & Contd fever.
Nearly difficulty.

Friday 1st April/59

Occasionally a contd fever will shew its true form by certain signs
In U.S. Remittent fever connected with derangement of liver.
Diagnosis between intermitt & remitt not difficult in former real interval in other dis. does not entirely go off. Dr. Armstrong calls Typhus Fever a remittent fever
In Remittent exacerbation usually in A.M. In contd in evening.
Treat. of remitt. same as for common contd.
Indic: Promote excretion of vitiated humors: & restore functions of intes: & liver. If symptoms are high bleeding reqd. but not usually necessary. If great inflam^n or congestion in any viscus local bleeding. Pulse indicates whether bleeding is required. Quiet enjoined bowels attended to Purge at commencement. Some bleed largely at first & give Cal. Now mild cathartics given: & diaphoretics & inflam^y symptoms subdued by usual measures.

Treatment of Intermittents
mild emetics given occasionally
In U.S. Calomel given in Remittents
to affect gums slightly. A large
dose given at first, with purgatives
followed by smaller doses
Salines given occasly beneficial
Refrigerant plan better than sweating
plan. Carb. Potass. Carb Soda.
~~produce~~ tend to prevent Congests
in Capillaries. Aret. Potass or
Acetate Alt^s. Local inflam. treated
by cupping blisters &c. When abdomen
is tender purgatives restricted.
Externally, leeching & fomentations
Antiperiodics not employed in Remitt.
fevers formerly; but now given.
Not used until there is something
like intermission - exceptions.
Yellow fever blk vomit treat as
for ~~[illegible]~~ remittent

Proper Continued Fever
arising from Contagion from the
bodies of those affected with Com-
plaint. Dr Cullens division
Synocha Synochus & Typhus

Mild Contd fever Continues 1 or 2 weeks, may be accompanied. fever may go off with diarrhoea diaphoresis or hemorrhage sometimes fever severe

Typhus of diff grades.
Typhus gravior or mitior

Typhus τυφος - stupor commence imperceptibly or suddenly - if latter marked signs depression, debility mind & body exhausted. Chilliness, pulse feeble & frequent slight flushes of heat stomach & bowels disordered bowels constipated Pain in head loins extremities, dizziness: symptoms continue several days succeeded by rigor when severe sympt. commence. Pulse varies. more frequent pulse more severe fever notalways. Respiration laborious. Feeling of pungency. Color mordax oppression of muscular powers lies on back &c. tremors subsultus tendonum. Convulsive twitchings Towards close of disease relaxn. of sphincters - in urine occasionally retention. In some forms of T. diarrhoea - frequently brown yellow color of faeces peasoup appearance denotes ulceration of membrane. Tongue first whitish becomes brown & gets dry & becomes dark. hard & rigid, crust: urine high colt scanty deposit - at close of disease Dummy cure of typhus appearances on skin.

Typhus Fever

maculated Typhus. In taller stages spots dark red color, ecchymoses petechiae of diff. sizes: of diff. sizes: resemble flea bites, but without puncture. Petechiae show that blood has become more liquid degenerated: usually on trunk & extremities. If of good size called vivex. vivices. Delirium: Commences gradually: appearances before eyes at which patients grabs: incoherence of in speaking - deafness cons. rather faulty symptom. disagr. Cadaverous odor exhales from body. Patient becomes quiet soporous & unconscious: there is a real coma & an apparent coma. If patient is about to die symptoms aggravated twitching of muscles of face hemorrhages, petechiae, foetor, dry blk tongue, fissured perhaps, skin cold & clammy, sordes on teeth but patient may survive these symptoms. Patient then gets strong tongue gets moist edges first: sordes disappear: recovery with emaciation. Sometimes in Typhus disease becomes congestive. Kind of fever to which term of inflammatory has been applied thus often precursor of low form of fever.

Typhus Fever

Generally suppose that symptoms of inflammatory fever will only last considerable time. Adynamic fever same as low. Putrid fever. Typhoid symptoms. great weakness of fibre: arrangements brain, delir. stupor coma tremors: sordes of tongue: offensive evacuations: general muscular debility: difficulty in swallowing: fluidity of blood. pungent condition of skin & appearance of specific emptions. Fevers accompanied with more or less inflammatory action in some pt or other; may attack any pt. of body. Symptoms of Phrenitis delirium heat of head, very frequently complication exists in Chest bowels often affected: stomach affected. nausea & vomiting — gastro-enterite — typhoid fever often accompd with state of alteration in bowels

Tuesday 5th Apl. /59

Some think fever disease of one kind with many modifications: others that there distinct fevers. Dr. Gerrer recognizes 4 kinds fever 1. Rod by cold fatigue &c 3 others which had somewhat same characters as febricula classed under names of Relaps. Relapsing fever. Typhus, Typhoid.

Typhus marked by emptions

Fevers

There is a diff. between eruptions in typhus & typhoid. Spots color of rose. mulberry or ap of dark red color in Typhus fever
Spots in typhoid are called rose spots. come out in from 7 to 14 day. disappear but others continue to come out. Period at which the spots make appearance uncertain
In scarlet fever spots appear a 2nd day measles 3 day) spots elevated called papulae small rounded.
In typhoid no. of spots not large
In appear on body front of abdomen flanks & loins. In dark skinned individuals sometimes difficult to distinguish
Spots in Typhus fever. darker color mulberry rash not papular feel as spots contain get darker, don't fade as typhoid spots do. More numerous than in typhoid on trunk & extremities, occasionally on face but not often.
Appear in from 5 to 8 days of disease: Rash disappears in from 14 to 21 day of dis diff in modes of attack typhoid insidious, typhus sudden, difference in kind of eruption
In typhus oppression & prostration.

In typhus face gets muddy & dark
Headache symp. in ea: in typhus
Ceases on 10 day, in Typhoid 4 or 6 days after
Delir. commences earlier in typhus
than in typhoid - Earlier prostration
in Typhus: In typhus Conjunctiva
Conjected. In tongue Arier from large
in Typhus. In chest sonorous râles
frequent in typhoid -
Abdominal symptoms abdome
painful on pressure in $\frac{3}{4}$ typhoid -
not common in Typhus. Abdomen
distended & resonant. Diarrhoea
present in Typhus not so.
Spots of Typhus last after
death. Typhoid not so: stiffness
& rigidity lasts longer in Typhoid
than in Typhus
Softening of heart in Typhus: not
in typhoid: Lobular Pneumonia
in ord not in us. In ord Pleurisy com
mon. Typhoid more fatal than Typhus.

Causes of Fever.



Changes of temp, overfatigue
intemperance at one thought to
be causes of Fever. Now Contagion
thought to be cause of Fever in
England. Not so in France
French admit Contagion now as
Cause of fevers

Some don't think Typhoid is not contagious - but contagious theory seems to be increasing. Contagion = matter arising from bodies of those afflicted with complaints.
Proximate cause of fever: not known. Formerly humoral Pathology. In vogue, - gaining ground now, Zymosis signifies matter taken into body which produces Incotion. All diseases which proceed from contagion called Zymotic diseases.

Thursday April 7th 1859

Fevers apt to run their course. Interference only necessary when accidents arise in course of disease. "Nimia cura medicina" Certain changes take place in course of disease & we may suppose that the treatment has had this effect. Fevers sometime change their character. In fevers constant tendency to inflammations & congestions & as often cause of death must treat them. To cut short fevers. 3 methods sufficiently known. 1 Cold affusion

Dr. Wright's & Dr. Curry's plan. Take patient out of bed put him in tub & pour over several buckets ~~[illegible]~~ full water. Then wipe dry & put him to bed & try to promote diaphoresis. Symptoms of hot stage shd be present. ~~not~~ when perspiration on skin or during cold stage this plan not adopted: now fever not influ by Cold affusion, 2 Bloodletting 3 Emetic: no remedies used more frequently to cut short fever.

Quinine used to cut short dis. 10 grs doses. not v. successful



Proper Treatment.

Place patient under circumstances most fable to comfort. Patient placed in good air ventilation: not much covering &c hygiene. 1st Stage. Diet very spare: bland. Drink mildest kind in 1st stages, Medical Treat. 3 Stages to note. high reaction 2 Exhaustion 3 Course local affections

Mild aperients. Is a question whether bleeding is req. if you decide bleed 1st & follow with emetic or give emetic 1st without bleeding

Treatment of Fever

Purgatives if not contraindicated
Febrifuge medicines, diaphoretics
& diuretics, saline. Int Potash
Ant Tart. Antimonial Powder.
Refrigerants tonic to capillaries
& prevent congestion & thereby of
consid. import. Nitrate Potash.
Acetas Potass. Cit Potass, Carb. soda
As refrig. Cold - ablution, sponge
patient over with cloth dipped in
Cold HO, face head hands &c
patient shd not be sponged if
there is perspiration or during
Cold stage &c

Friday Apl 8th 1859

Treatment of Fevers cond.
Hg. thought to have consid^ble power but
fever is antagonistic to Hg. Hg.
good in inflammations. According to
D Holmes Hg benefic^l. In fevers v great
depression not used. Hg. useful in
disengorging liver. Antimony used
as ab is in inflam. &c - Pulv. Jacobi
not to create constant stth of nausea

In smaller doses Cont acts as diaphoretic. 3 Mode give in large doses - Habans call it Contra stimu plan, as in Bronchitis & favble report: perhaps 6 grs can be given in 24 hours: (Risoris treatment) thought to have Opium at times serviceable - in doses to compose them. large dose to begin with followed by smaller doses. administer small dose at end of hour or two. the med - curves acts. Dilt pupils indeed for use of opium.

{ 4 grs Tart Zj Tr Op 8 oz Camph
{ nipturo Gravis mixture.

not specified or to be entirely relied on. In preparations
In delirium in Fever will support systemly opium in gr j doses. In latter stages stimulants given, difficult to tell turning pt. in prostration of sleeve the pulse irregular small & easily compressed surface cool.

slight delirium. evidences of deterioration of blood by petechiae or spots on body.
If bad sympt. increase of use of ~~Opium~~ stimulants do to desist: If patient sleeps & delirium abated &c sign medicine is acting: best stim: wine. When symp. of sensorial excitement prevent wine useful & also during Convalescence wine useful: sometimes excitement in pt with depression. Stimulants & Opium. effect watched. As long as pulse is sharp wine thought not advisable but not to be always reqd. Used Grains Mixture & topical remedies.
Anatomical lesion in Typhus is softening of heart.
Wine gum pure: in small quantity shd not be long withheld when it is once given. Wine given in larger doses when signs of collapse. When wine is

not strong enough Brandy or Whisky
sufficiently dilute Fermented liquors
apt to disagree with stomach.
Yeast recomd. Ammonia as
sesquicarb - dose gr iv. v. every 3 or
4 hours in pill or emulsion with
Camph. Water in Consid dose other-
wise will not produce effect. dissolve
Camphor in Chloroform - as it will
not separate. Also all powerful
tonics, bark Quinine. Mineral
acids - No. Hbl or SO^3 or Aq. Regia.
Better medicines, Serpentaria.
Blisters (ward) as Counter-irritants in
cases of inflammations - applied
American physicians for purpose of
stimulation. Blisters put upon
legs Arms at distance from head.
Give nourishment broths Arrow-
Root: food necessary towards last.

Monday 11th Novr 1859

In fever special sympt. wh. require notice. As want of sleep may arise from subacute inflam to head: or irritable condition; suppressed by narcotics. Cold effusion may be sufficient sponging body with cold water. Narcotics, with Ant. answer best Dr. K's morphine & Fr. Hyoscy's mod dose of Morph with ʒj lattice.

Pain in head leeching & cold to head if very violent cold douche, pour cold water from couple of feet.

Pain in the loins headache in back some degree of unt. on spine. Remedy external liniments.

Stomach; nausea & vomiting leeches may be reqd to scrobic. cordis in some cases: if only irritable few drops of Laudanum, or effervescing mixture or enema strong & stimg.

Hiccup. not generally dangerous symptom. if we can detect irritating matter in contents of stomach, ~~apply~~ emetic. Wind in stomach - carminative. Chloroform c Ammonia, in mod. doses internally. Spt. Nitric Ether If not suff. apply blister to scrobiculus cordis. Turpent. 12 or 15 drops given from time to time.

Diarrhoea, one of symp of Typhoid

if dependent on alceration difficult to check. Au Cas lead or $CuOSO^3$

Strangury or difficulty in passing fomentations, enema. Liability of urine being retained. Often craving for food & anses: generally gratify them. Bed sores or gangrene prevention better than cure: position changed &c. Hydrostatic bed. Paint with Iodine, or $AgNO^5$.

Exanthemata 1 major ii minor

Variola Major small pox. chicken. Erysip. measles

ii Herpes lichen roseole Pompla

Variola. Small Pox

Chal fever. On 3 day eruption of pimples increase to pustules. Fever accompd with head ache: pain in back. pain in stomach. Nausea & vomiting. & general uneasiness. Not certain that dis. is small pox till eruption comes out. Usually on 3rd day counting 1st Empt. appears, in upper part of body - head body. Eruption 1st little points, feet. come to papulae. no matter in it: in day or two turned into vesicle. pellucid matter which changes to pus. On 11th day pustules ripen. diff. in appearance of pustules. When papulae have turned into pustules have particular appearance, are umbilicated. In severe cases Eruption attacks mucus memb. inside of mouth. Larynx. extend to Anus. Confluent small pox. when pustules congregate on face; if eruptions extensive face swells & may be difficult in swords hands & fat swell about period of maturation on 8th day from appearance of eruption there is turning pustules break 1st on face. When matter escapes hard crusts formed. Many pustules in lower pt of body empty. Conn. no suppuration: but serous fluid absorbed or exuded. Eruption varies in discrete cases pustules globular.

Jalap. exogon. [illegible] convolv.
offic. Root. compact. mat. Rosescented. Worm
Resin Jalapine Jalapine [illegible]

S. Jalapine [illegible]

Alkaline

Alkaline Alk

Alkaline Alkal.

That the rooms at present occupied by the Professors.

~~[illegible]~~ rooms do ~~not suff afford suff. [illegible] for the [illegible] [illegible] the Classes~~

for continuation of small Pox look at commencement of materia med. notes

Dr Farnsworth

Dr Farnsworth

Materia Medica

Materia Medica Dr Farnsworth

Dr Farnsworth Dr Farnsworth

Valerianate Zinc val zinc

G G Gram ʒ grs Gramme

Graves Mixture grs

Mixture grs XII

Mixt gtt iij



gro XIII gro XXX

gtt

Datura Stramonium

Datura Stramon

Gentian Gentiana

Jalap

Kino

Lemon

Humulus L.

Quassia

Rheum

Stramonium

Styrax

Acorus Calamus

Ar

B

C

D

E

F

G

H

K. Copper
O. 20.20
Cu. 79.80

O Cu O Cu
22.20 : 79.80 :: 8 : 31.66

Rate of reducing oxide is separation
O. In Cent of oxide Copper Cu
and of copper unite with carbon
of oxygen also when H gas is also
in chemical union at extra is from

$20.20 + 2.50 = 22.70$ $\begin{matrix} O \\ H \end{matrix}$ $\begin{matrix} H_2O \end{matrix}$

Protoxide N = 14 + 0 = 8 = 22 — H = 2, C = 6, O = 8
Deutoxide " " + 0 = 16 = 30
Nitric acid N = 14 + 0⁵ = 40 = 54
Sesquioxide S = 16 + 0³ = 24 = 40.
Carbonic acid C = 6 + 0² = 16 = 22

$$\left\{\begin{array}{l} x = 12 \\ y = 8. \end{array}\right\}$$



$$\frac{x}{4} - \frac{y}{4} = 1.$$

$$\frac{x}{3} + \frac{y}{2} = 8.$$

$$x - y = 4$$

$$2x + 3y = 48$$

$$2x - 2y = 8.$$

$$2x + 3y = 48.$$

$$5y = 40$$

$$y = 8. \quad \text{Q.E.D.}$$

$$x - 8 = 4.$$

$$x = 12.$$

~~get off afford off agreement for the appropriate seats attending the Classes~~

In

for continuation of small Pox
look at commencement
of materia med.
notes

Dr Farnsworth

Dr Farnsworth

Materia Medica

Materia Medica Dr Farnsworth

Dr Farnsworth Dr Farnsworth

There is a pale drooping maiden who works from day
W. W. Whitwell to day

Shedding tears — Whitwell
William Whitwell
William Whitwell

interminable vistas of undeterminable veras

Rhubarb
Quinine
Cinchona

Rheum
Rhubarb.

Malaria
Whitwell William

Rt. Copper
O. 20.20
Cu. 79.80

O. Cu. O. Cu.
22 20 : 79.80 :: 8 : 31.66

Rt. of reducing oxide is separation
O. In Cent of oxide Copper Cu
and of copper unites with certain
of oxygen also when H gas is a
to steam and it water is for
$20.20 + 250 = 22.70$

Protoxide N = 14 + O = 8 = 22
Deutoxide " " + O² = 16 = 30
Nitric acid N = 14 + O⁵ = 40 = 54
Sulphuric acid S = 16 + O³ = 24 = 40.
Carbonic acid C = 6 + O² = 16 = 22
Chlorhydric acid Cl = 36 + H = 1 = 37
Iodohydric " Iod = 126 + H = 1 = 127

$$\left\{\begin{array}{l} x = 12 \\ y = 8 \end{array}\right\}$$



$$\frac{x}{4} - \frac{y}{4} = 1$$

$$\frac{x}{3} + \frac{y}{2} = 8$$

$$x - y = 4$$

$$2x + 3y = 48$$

$$2x - 2y = 8$$

$$2x + 3y = 48$$

$$5y = 40$$

$$y = 8 \quad \text{Q.E.D.}$$

$$x - 8 = 4$$

$$x = 12$$

~~[illegible]~~

for continuation of small Pox look at commencement of materia med. notes

Dr Farnsworth

Dr Farnsworth

Materia Medica

Materia Medica Dr Farns

Dr Farnsworth Dr Farns

Ox. Copper
O. 20.20
Cu. 79.80 } $\overset{O}{22.20} : \overset{Cu}{79.80} :: \overset{O}{8} : \overset{Cu}{31.66}$

Act of reducing oxide is separation of O. In const of oxide copper certain amt. of copper unites with certain of oxygen also when H gas is all to stream over it water is form

$$\overset{O}{20.20} + \overset{H}{2.50} = \overset{HO}{22.70}$$

Protox. N. $N = 14 + O = 8 = 22$
Deutox " " $+ O^2 = 16 = 30$
Nitric Acid $N = 14 + O^5 = 40 = 54$
Sulphuric Acid $S = 16 + O^3 = 24 = 40.$
Carbonic Acid $C = 6 + O^2 = 16. = 22.$
Chlorhydric Acid $Cl = 36 + H = 1 = 37.$
Iodohydric " $Iod = 126 + H = 1 = 127$

N = C S O

There is a pale dropping
made by the wells from any
R. Whitmore way

Shedding Whitmore
tear Pilliam Whitmore
Pilliam Whitmore

intermediate notes of undermentioned cases

Rhubarb. Rheum
Quinine Rhubarb.
Cinchona

Malaria
Pilliam Whitmore

$$\left\{\begin{array}{l} x = 12 \\ y = 8. \end{array}\right\}$$





$$\frac{x}{4} - \frac{y}{4} = 1.$$

$$\frac{x}{3} + \frac{y}{2} = 8.$$

$$x - y = 4$$

$$2x + 3y = 48$$

$$2x - 2y = 8.$$

$$2x + 3y = 48.$$

$$5y = 40$$

$$y = 8. \quad \text{Q.E.D.}$$

$$x - 8 = 4.$$

$$x = 12.$$

~~[illegible]~~

for continuation of small Pox look at commencement of materia med. notes

Dr Farnsworth

Dr Farnsworth

Materia Medica

Materia Medica Dr Farnsworth

Dr Farnsworth Dr Farnsworth

Ox. Copper
O. 20.20
Cu. 79.80

Cup

$$\overset{O}{22.20} : \overset{Cu}{79.80} :: \overset{O}{8} : \overset{Cu}{31.66}$$

Act of reducing oxide is separation of O. In const of oxide copper certain amt. of copper unites with certain amt. of oxygen also when H gas is allowed to stream over it water is formed

$$\overset{O}{20.20} + \overset{H}{2.50} = \overset{HO}{22.70}$$

N = 14
C = 6
S = 16
O = 8.

Protox. N. $N = 14 + O = 8 = 22$
Deutox " " $+ O^2 = 16 = 30$
Nitric Acid $N = 14 + O^5 = 40 = 54$
Sulphuric Acid $S = 16 + O^3 = 24 = 40.$
Carbonic Acid $C = 6 + O^2 = 16. = 22.$
Chlohydric Acid $Cl = 36 + H = 1 = 37.$
Iodohydric " $Iod = 126 + H = 1 = 127$



There is a pale dropping maiden like wells from day
Re Whitmore say

Shedding { Whitmore
tears { William Whitmore
{ William Whitmore

intermittent notes of undetermination cases { Rheum
Rhubarb. { Rhubarb.
Quinine
Cinchona

Monday 13th Decr. 1858

Catalysis: denotes presence of another substance platinum &c: spongy platina produces a peculiar action by its presence: without being itself diminished: yeast example.

Composition of Matter.

Idea at first prevailed that matter was compound: existed 15 Cen: thought that everything made up of Hg: S + SaHCl.

64 or 65 Elements known now: radical - ἀρχη or στοιχειον.

Importance of these elements differs 14 or 15 most important: form chief portion of globe: Two classes metals + not or metalloids + metals.

By far larger prop^n ~~metals~~ solid.

Hg. + Bromine liquid

5 Gaseous. O. N. H. Cl. F.

Compos^n fixed + unvariable of all bodies.



Precipitation.

Precipitates differ in color when exposed to heat or concentrated.

When $CuO\,SO^3$ ammonia is added. blue precipitate. if ~~the solution~~ is ~~[illegible]~~ Arsenicate of Potassa. be dosed Arsenic and brown precip. laws of affinity not the same in all cases: for inst. ~~silver~~ HCl has stronger affinity for silver whilst SO^3 has very little affinity for it but in scale.

Light. galvanism. heat produce changes in relation of affinities. Cl & H. in dark do not combine; do in light.

allotropism represent diff. in strength of affinities.

Galvanism: statical & dynamical comb. of H & O. by electric spark. & separation.

Heat operation in opposite directions. $ClO\,HCl$. & Ammonia Carb. & Carb Lime & Chloride Ammonium in solution: if exposed to heat, decomposition Chloride of Calcium. & Carbonate of Ammonia reformed.

Thursday. 9th Decr 1858.

Single elective affinity.

Ex: Chloride of Barium into which a little SO^3 is dropped: SO^3 selects Barium, unitary with O forms Sulphate Baryte. again: Arg: Nit: dosed with HCl. Chloride of silver produced: Cl. set free & remain in solution & can be separated by filtration.

Double elective affinity

eg. Chloride of Barium and Sulphate Magnesia mixed: Sulphate of Baryte & Chloride Magnesium formed.

(2) Bichloride Mercury (or Corrosive sublimate). & Iod. Potass: Bimodide Mercury precipd and Chloride of Potassium in solution.

(3) Acetate of lead & Iod. Potass. Iod. lead & Acetate Potassa formed.

(4) Sulphate of Iron: dosed with Ferro Cyanide Potassium (yellow prussiate Potash) Prussian Blue or Ferrosesqui Cyanide iron precipd: Sulphate of Potassa also formed

(5) $FeSO^3$. & Nut Galls (Gallic Acid) Gallate Iron.

Tr

Mix a little SO^2 to saturated solution of Chloride Calcium solid prod. $ClO.SO_2$. Heat evolved. Capacity for Calorie less than that of Compound.

2 solids produce liquid

Salts

2 solids produce a gas. Shocked Lime & Chloride Ammonium: react & gas evolved.

Alcohol & NO^3 = pts united & heated gas which escapes from vessel may be ignited

Hydracids

Some Contain H. as acidifying principle.
Chlorhydric Acid.

Hydrates, of lime def comb of HO with
certain Compounds, Oxyacids & Hydracids

Tuesday 7th Decr. /58.

Terminus of metals in um. selenium not a
metal: Metals unite - alloys - brass: zinc cuprum
bronze. copper + tin: if Hg is united with a metal
amalgam. Hydrates contain HO
Sal Prunelle. Nit. Potass: sal martiale
ammoniaret of iron, also called ens Veneris.
Attraction used synonymously with affinity
1st used by Newton: latter generally used now:
used first by Boerhave: affinity differs
fr. ordinary cohesion, solution &c (2)
~~Mix~~ Chlorate Potassa + S be triturated
together strongly detonation produced
effect hastened by healing mortar.
(2) Carb. Soda + Tartaric Acid mixed in HO
gas evolved "corpora non agunt
nisi soluta sint". Cohesion may
be overcome by heat. Fulminating Powder.
Nit. & Carb. Potass & sulphur
3 pts 2 pts 1 pt
if heated will detonate.

Specific Gravity

Monday 6th Dec/58.

S.G. way sets in air & then in water &c.
100 cubic inches of air weigh 31 grs.
Mariotts Law. Compression of gas is in proportion to weight which it bears.
In weighing gases, they shd be pure & dry.
latter effect obd by passing gas through Chl. Calcium or SO^3.
Nomenclature - Terminology Glossology -
"Si nomina nescis cognitio rerum non apparet." Linnaeus Ie 1777 -
Lavoisier Berthollet. Fourcroy & another reported to Academy a rule for formation of words. - Terminations
Ic. ous. - oxide - deutoxide or bin. per oxide highest degree of oxydation
~~Hypoxe hyper~~
Hyponitrous - higher Hyper -
Hyper Chloric Acid greater than Chloric Acid
Ate & ite - Sulphate Potass. Sulphate Potash. Detrosulphate or bisulphate; binoxalate & quadoxalate -

Light may be decomposed by prism.
3 Primatice or elementary colors.
Red. yellow. blue: 7 Colors altogether.
These colors exist our whole of visible
spectrum: by their admixture of 3
elementary colors that 4 other colors
are produced. Chemical infl. or
actinism exists ~~in~~ beyond the limits
of color: below red largest amt. of heat
exists: Chemical ray more powerful
in producing germination - actinism
pierces earth: has no effect in pro-
ducing color: Ether said wh 700 th.
times rarer than our atmosphere
When a ray falls upon a subs. it
involves one of 3 charges: Totally
reflected - absorbed - or passes thro' it
as in transparent media.
Certain solutions as sol. of 2 ph.
has power of changing color.



William S. Olcott Whitwell.
Philipsburg

Light. Monday 29th Novr.

In passing thro' media of diff. densities ray of light is retarded. Ea subs. has it refraction index; & thereby purity of certain substances is obtained. Any transp. medium produces refraction. In refraction wh. is catches in rainbow there are 2 rainbows In external one red is at bottom In internal one red at top.



A ray of light in passing thro' certain media suffers another change than that of refraction: power of doubt refracting: as ray of light ~~creeps~~ from this object it is bifurcated: ordinary & extraord: ray. Ordinary ray corresponds with crystalographic ~~line~~ axis: in calc spar: rhomb hedral  105°.10. possess double refraction. - AB crystalographic lens.





Chemical actions. Phosph & Iod. acting on one another produce ignition
Heat evolved in direct prop. to quant. of O. consumed.
Electricity, dynamic - frictional
dynamic Elec. Galvanism
frictional. Atmosph. &c

(Light)

Thursday 25th Nov. 58.





Light emanates p. luminous bodies in straight lines: in inverse ratio to square of distance.
Light travels 200.000 Miles in a Second
From earth to Moon light travels in a second & quarter (240000)
The Light of nebulæ requires 2 Mills yrs. in reaching our earth. (Sir J. Herschel)
Sound travels 11010 feet in a second or mile in 5". Sounds in water cannot be heard above it. Woods convey sound better than metals. It is possible to see a dark object upon a white ground 1/500 inch (square) in size. Interval. to see an object must not be less than 1/12".
Light may be reflected: absorbed transmitted thro' it: Or may be only partly affected.
Decomps.n of light by Grimaldi 200 yrs ago. perfected by Newton

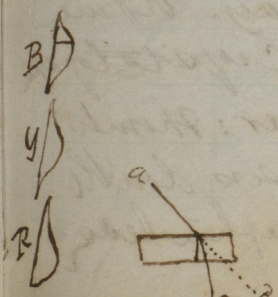

Diffusibility of gases proved by exp^l. with H. allowing water to ascend in a tube filled with H + depressed by applying another bottle of H

Sources of Calorie

i Sun ii Combus^n. iii electricity iv living animals v Chemical action vi mechanical action.

Heat of sun supposed to affect earth to depth of 30 or 40 feet: here then steady equilibrium: this point supposed to be mean annual temperature. The deeper we penetrate into Earth the hotter it becomes.

Every 50 feet of depth = one degree F. of one mile 120°.

Interior of Earth supposed to be a vast internal fire: this idea confirmed by existence of volcanoes.

Heat of sun has been measured quantity of matter in sun obd. Heat of sun. 45 Miles in diam of ice. 200000 in a". Radiant heat of sun wd. melt this before penetration at depth of 16 Miles 42000 lbs to sq. inch Calorimotor. Heat regarded as undulating movement in the ether.

Gas Wednesday 24th Nov. /58

Regard rain dew fogs as result of evaporn. Saltness of certain detached seas owing to evaporation.

Evaporn. supposed at one time to influence solids as surf. of earth.

All water in atmosph. due to evaporation

Waters of seas lakes &c. subject to constant changes. Saltness of sea owing to evaporation thereby concentration

Graham's law. Diffusive perm. is inversely to sq. root of the s.g. of ea gas; or diffusible in inverse ratio of their s.g.s.

India rubber bags best to retain gases. Diffusion of gases occurs thro' moist animal membranes.

Graham's law not so true in considering diffusion of gases thro' moist animal membrane.

If wet bladder be ½ filled with air & introduced into jar of CO^2. the latter by endos. finds its ways into bladder. Is liquified during its passage through bladder.

Constitution of Gases.

Gases that by Faraday rothing to be vapors of subs. of whose pt. of ebullition is v. low. Proved by liquefaction & even solidification of certain gases. Plan adopted in condensing gas. Enclose in an apparatus material from which you wish to procure gas. as Cyanogen from Cyanide Hg. gas condensed by pressure of its own atmosphere or by applying cold: CO^2 gas may be liquified: if poured out often solidifies & its evaporation —100°: SO^2 is condensed by zero.

H. S. O. boiling point never known Cy. SO^2 sulph. Hyd. - Chl. Nitrous Oxide CO^2 have been condensed.

Gaseous bodies do not act in displacing other gas but intermingle amongst one another In common vessel, various gases when put will fill the vessel. Diff. of sp. does not affect diffusibility. As much of light gas at bottom of vessel as of heavy at top.

In Thibet plains. 2 Mills sq. mills where rain seldom falls. On our continent in Mexico, Guatimala. Cal:- in S.A. in Chili. Peru. winds not cold enough to condense vapor:
Evapor^n from surf. of globe withdraws only pure water:
Dead-sea. Caspian. Aral. Lake of Eltonsk. Mus^n of ~~salt bodies~~ of detached ~~in~~ bodies of salt water. In Eltonsk 29 per C. In Dead Sea 20-25 per C. of salt. depression 1321 feet of Dead Sea below Mediterranean. Quantity of water in atmosphere varies. Science Hygrometry. Sychrometry. The dewpoint discovered. Production of dewpoint shews ~~[illegible]~~ existence of moisture in air.



Daniells hygrometer

All animal membranes as hair skin &c contract in damp weather or when there is much moisture in atmosphere

William P. C. Whitwell
William P. C. Whitwell

evaporation cooling process.
Heat reqd. to produce evaporation.
Wollaston's expert. of freezing HO
by evapor.n (water / salt & snow) {HO boiled & tube hermetically sealed & leaves vacuum.}
Reduc.n of temp. of fluids
undergoing evapor.n

Tuesday 23rd Nov.r /58.

Wollastons Cryophorus used to illustrate power of evaporation in producing cold. In Fogs & mists prod. by air being of lower temp. than the water from wh. the vapor ascends. is condensed evapor.n. Upwards of 100 inches of rain fall during year in the tropics. 1/3 of this in temp. zone. In frigid zone 1¼ foot. Mean 5 feet over whole surf. of Globe: 760 bills. of tons of rain during the whole year: proved by ~~ex~~ conclus. of Halley ~~with~~ in his experiments on evaporation - 33 tons on 60 sq. miles in Mediterranean.
Absence of rain in great deserts due to immense radiating from sand which keeps vapor in that state.

Chemistry. Monday 22nd Nov. /58

Dr Sutherland.

While water is boiling expos'd to air temp can't be raised above 212°. Vapor of same temp: 960° or nearly 1000° of heat rendered latent in steam. Expert ~~Add ½ oz of HO~~ Condense ℥ß HO in shape of steam into water at 50° heat of latter raised to 106: add ℥ß water at 212°

Evaporation.

Takes place at all temps. appreciable in cold weather.

Ether highly volatile. Alcohol more rapidly than HO. Solids volatile as camphor.

Circumstances which influence evaporat: 1 Temp 11 Surface of liquid 3/ degree of moisture in air. 4 state of motion

Accumulation of Electricity ~~in air~~ in our bodies in winter due to dryness of air.

In apoplexy & hemicrania about 40° advisable

Anaesthesia. introd by Dr. Arnot. Ice shaved or rasped & mixed with salt, ~~[illegible]~~ union intimate. If kept 3' or 4' in contact with skin freezing produced. 6 or 10 necessary where much inflammation is present. In certain operations as contusion of nails from toes or fingers. In extract.n of teeth, in incisions & opening abscesses, not to be used in deep

Sal amm. & nitre āā ℥v dissolved in cold & applied to part. In neuralgic affections & slight rheumatic disorders.

v. striking Interior parts congested.
Mucous membr. of intestine. pinkish hue
lungs bleed pinkish when cut, effusion
in brain in bases anterior lobes.

Medicinal uses of Cold. Stim
Tonic. Repig. Hæmostatic Neurotic
As tonic in weak states of system.
As hæmostatic. as repig. in fibrils
As neurotic; in laryngismus Stridulus
Cold becomes sedative anæsthetic
& anodyne. indirectly tonic &
antispasmodic. As sedative useful
in vacuous inflam. in treatment of
erythematous; & or erysipelatous inflam
In wounds. In inflam. of joints
in Rheumatism. Internal inflam.
not much benefited by Cold except
inflam. of bladder, uterus. In
hæmoptysis. pounded ice to exterior of
Chest. Occasionally Cold water in-
jected in dysentery, not v. safe practice
In treat. of sore throat: ice gradually
swallowed: lint saturated with Cold
water, placed around neck.
Cold beneficial in head affections

consists in washing skin, with cold water; vinegar & water: head neck & shoulders suff. Cold shower bath beneficial. Hardening body by too little clothing &c injurious

Effects of Cold

i General & ii topical - 1. Chilliness surf. becomes pallid, succeeded by reaction - if cold has been greater gone skin & shining. If greater cold vertigo: a condition like intoxication tetanic rigidity; dispos^n to sleep asphyxia generally fatal:

Resemblance to intoxication to be taken into consideration.

Tendency to sleep. Illustrated Dr. Solander

Topical Effects

Blanching - shrinking. secretion arrested - adipose tissue stiff & solidified. temp falls, becomes more whitened - like white wax: may become red: black & mortified - Chilblains effect of cold. Post mortem appear.

Cold.

Animals which have been subject to great change of temp. often die of tubercle. Cold great cause of ~~[illegible]~~ disease. If skin is dry & warm cold not apt to be followed by such bad results as when skin is moist. Solar plexus ~~infl.~~ cause of shock often experienced when much cold water is introduced into stomach after over-heating. Severe peritonitis or gastritis sometimes set up.

Example of Dr. Curry: of bad effects of cold water: in case of soldiers of Alex.r as described by Curtius.

Effect of cold increased by presence of moisture in atmosphere: & ~~whe~~ when there is wind. (Illustrat.) Capt Parry, found that -65° & still not so intolerable as might be suppd. at 0 - when the ass. wind more apt to produce injurious results.

Circumstances wh. enable persons to resist cold anything which strengthens body - bleags. food - warm clothing - Presence of Mania or insanity enable persons to resist undue cold. Hardening the surface

In retrocession of diff. Eruptions as in Scarlatina maligna: rash often recalled to surface
In paralysis: In dislocation hernia. Changes cond. of circulat. increases pulse 30 or 50 beats in a minute. face becomes suffused & carotid arteries beat violently. Skin stimulated greatly. Debility subsequently experienced more depressing.

Vapor bath.

Not much employed in this country. Much greater heat able to be bore - sudorisis greater & not followed by so much debility as other baths: face may be uncovered. Used in cases in wh. hot bath is advisable.

Hot air bath.

Prod.s - irritation skin; diaphoresis followed by depression. Useful in dislocations. In collapse & heat of eruptions.

Apoplexy – subject to hemorrhage
in dis. of heart.
If stay is prolonged chilliness prod.
Hot bath most relaxant – used
in spasms, reductions.
Duration of stay.
Generally 15'. sufficient, sometimes
2 or 3 hours. even 10 hours bath
in inveterate skin diseases: generally
medicated. Stimulant influence
generally lasts 20'. A warm
bath shd. not be taken in a
perspiring state – Chilliness no
objection – after Tiffin, a few hours
after breakfast, or a few
hours before dinner.
Skin ought to be well rubbed after bath
bath. Can be repeated every 2 or 3 days
when often employed debilitating
effect.
Medication of baths: Neutral
salts: sulphates, Chlorides.
Combinations of these.
Hot bath used as powerful
stim. used in Collapse

In bronchitis laryng. catarrh. In inflam. of rectum. dysentery.
In neuralgic affections: when they come on at certain periods.
Sciatica, tic doloreux, pleurodynia
In chronic disord. Chorea.
dependent on skin, where skin is warm & perspiring 2. where cold & damp.
Warm bath useful Diabetes, Chlorosis.
in Rheumatism Gout & spasmodic disord. In skin diseases of Chronic inveterate kind.
Contra indications to use of
Warm Bath.
Extreme sensitiveness of skin.
where o. red & hot & not perspiring: where persons are relaxed feeble; in dropsies.
in latter tepid bath of 90° useful
In menorrhagia & in latter months of pregnancy.
Injurious to persons of gross habit plethoric full predisposed

increased in temp: equilibrium inclined to be established: congestion therefore relieved: capillaries distended. Where temp is v. great disturb in circulation; blood is apt to become congested in various parts.

Influence on solids & fluids generally.

Tepid bath	85°	92°
Warm "	92	96
Hot "	96	—
Vapor ...	—	—

Warm bath most commonly useful. Stim & sedative - refreshes body. diaphoretic: serviceable in treat: of muscular debility, after undue exertion - removes strain after long walking - after debauchery. debility after long hard study. In inflam: diseases, in abdominal & thoracic cavities; in mucous affections especially; In enteritis, gastritis & cystitis, in dyspepsia attended with erythema: aperients aggravate distress. Warm bath

4 Lecture Thursday, 11th Novr 1858.

Effect on N. System. Sensations agreeable. marks of vocalization spasm convul sensor gentle languor exhaus dependent on temp. When above 98° painful sens. not unfrequent. 2 Classes results observed stim & depress or sedative. Surface rises in temp: Density of medium conducting power & quiescence to be taken

Functions of skin modified. When temp is below 50° absorp. v. vigorous. When 70° then form. equal. Over 70°. Transudation in excess & absorption in abeyance

Ac tex of skin, relaxed softened swollen, tenacity impaired.

Solid organs lose tension.

Walls of abdomen become soft & pendulous.

4. Circulation. Pulse accelerated. beats stronger, force greater: increased supply of blood to every part.

If heat is still greater. suppuration — next vitality is destroyed: temp lost. disagreeable smell; Eschar remains wh. separates & leaves vacuity.
These results observed in burns.
Pleurisy of left side Common after extreme burns
Ulceration of duodenum.

— Therapeutical Powers of heat —

1 Stimulant to Circulating system
2. Relaxant to muscles & soft parts
3 Anodyne
4. Antiphlogistic
Escharotic or vesicant.
Persons exposed to rays of fire: found useful in reduction of Hernia &c.
Another method Conduction.
Bags filled with warm salt: bots. of hot HO.

If softening or vomica have occurred.
warm climate not advisable
Only case in wh. benefit may arise, is when disease (tuberculous) is in a formative condition. Alternations in temp. of Canada injurious. Equilibrium of temp. import.
Heat of sun thro' convex glass.

Artificial Heat.

i General & ii local
When great pulse more soft & full.
circulation increased: surface reddish: perspiration increased: dryness of mucous surf: heat & thrust compl. of
Tension of internal organs weakened.
In nervous sys. first grateful, after wards enervation, sup. &c
Where heat is too great fornication
Unlikes spasms, unlikely rectitis

Topical or local Effects

Best displayed on skin: swells up. soft. relaxed. doughy: accumulat. of fluid in skin: blood vessels distended blood driven thro' with greater rapidity
Temp. of part. augmented: burning exp.
If heat is v. great, blistering, cuticle raised up & serum beneath.

Accord^g. Nations of warm Climates attain maturity before the inhabt^s. of cold climates. Liver affected by heat. Heat stimulates this gland & changes quality of bile: which irritates intestine. prod^y diarrhoea & even dysentery called Summer Cholera: prod^d. by large excess of bile: Rice water evacuations. Effect of liver deleterious frequently produces inflam^n.

Effect of heat on skin.

A large transpiration; eruption called lichen tropicus or prickly heat common in summer.

Effect on lungs. Heat lessens am^t. of Oxygen. At 55° twice quantity of O. taken in than at 120.

Uses of Heat.

In dis. of brain or in all disorders marked by mobility of Nervous System heat injurious. Scrofula not benefited by tropical climates. Rheumatism not generally improved also. Reason distrib. of liver, &c.

Tubercular affections of lungs benefited, with modifications. In early stages best.

Too much heat prod^s difficulty in breathing & general inconvenience. Sense of heat (as temp. of atmosphere does not generally exceed that of body) caused by surplus heat being pent up & confined within body.
Suppos^d that human body could not bear a v. extreme amt. of heat; but it can bear over 300° Fah. Dutrochet & Tillie Young girl bore 260° Fah for two or three min^ts. When 288° stood 10'. another stood 325° F
Provision made: & profuse secretion of skin necessary & thereby hindering conducting power of heat.
Effects of Atmosp^l heat,
Common source of disease: may render person soporose, take away his volition. &c — Ictus solis, or Coup de soleil: In 1853 a remark instance occurred. Man found perfectly unconscious — face was blistered & hung in shreds on face: altho' man recovered his bodily functions mind remained deranged, a state of fatuity.
Great heat stim^s — Circulatory system

Fuel deriv. from food: The debris worn out by nutrition contains l. amt of C.
Ea. invid of mature age burns up 16 oz C. & 6 oz H. daily. Prod.ts CO^2. HO. SO^2. & Phosphorous acid: these are expelled thro' emunctories. Formation of urea: concerned in Electricity.
Remark. relation subsists between skin & calorific agent. If skin is coated over with varnish heat of body falls.
Degree of heat greatest in young subject & diminishes as age comes on.
As rule it may be laid down that cold is greatest cause of death.
Best tex.ture woolen. Persons sometimes wrapped up in reeking hide of an animal just killed. Fatty foods & stimulants produce heat: Stimulants require to be constantly employed.
Atmospherical heat
Temp. of diff climates varies greatly
In interior of Africa heat 125°
In Melville Islands 60°.

3rd Lecture. Wednesday 10th Nov. 58.

Caloric.

Caloric of human body different from vis vitæ: tho' its existence continues with it.
Animal heat Atmosph. Artificial Bodies divided into 2 classes hot blooded & cold
1st/98° latter can seldom 2 or 3° above the element in wh. they live.
Animal heat changes albumen into protoplasmyta.
Cause of evolution of atoms into matter
It also confers on muscles mechan. power.
Sir Benj Brodie performed experiment.
When animal is decap. heat of body lessens & surface cooled. (Objections) body not in natural working condition: secretion not going on.
Now believed that animal temp is result of actual combustion going on within body.
Due to union of H. C. & others with O
Now supposed that union occurs everywhere in body. at first supposed to be carried on in lungs.

certain cond^s of body marked by debility & cachexy which are prod^d by deprivation from light.
People living in dark lanes more liable to disease; & accord^g. to Edwards to deformity; crepuscular, nocturnal & diurnal: Light has powerful influence in developing pigmentary matter of skin. Persons living in light have ruddy brownish appearance.
Light increases excitability of nervous patients, residence in valleys desirable in such cases.
Effect of light on eye: if hot in proximity with conjunctiva sneezing prod^d - darkness sp^d be recommended in dis. of eye, brain. in tetanus: Admission of light necessary in cases of caries, cachexia debility &c
Light serviceable in convalescence from dis^s.
Observation of light - in fevers - viol. inflam. rheumatic disorders; convulsive disorders. after operation: in case of parturient females dis. of eye & brain: Neutral tint less fatiguing in spectacles: green classes not advisable. Under certain circumstances body appears luminous. decayed wood phosphorescent.

according to Biot fish have been 5 or 600 fathoms below surface. Those fish which live near surface have smaller eyes than those below.
Life essential to maintenance of active life.
Effect of light on plants.
~~Plants~~ The leaves of plants greatly influenced by light; expand.
~~When~~ plants give out Oxygen absorb CO^2. Plants communicate to air a narcotic or soporific power.
An Flown changes from blue to white.
Effect of light in blanching plants.
~~When~~ On withdrawal of light etiolation of plants produced. Roots always colorless in interior, leaves & stems col^d.
Effect of light on Animals
Edwards disc^d that if tadpoles be excluded from light they never become frogs. ~~Delaney~~ Residents of houses overgrown with trees often scrofulous.
In peculiar disease body luminous from probably excess of Phosphates. Luminosity of dying body from Emanation as Phthisis

Cosmical force: ~~Phelexophus~~ Matter composed of atoms which being spherical leave interstices; supposed to be filled with very rarified air: heat, light, affinity, gravity electricity &c prod. by same cause in diff modes

Light proceeds from certain undulation waves 458 M. to 728 Mills in a second effect is light: bodies i luminous ii non luminous iii transparent. Light made up of (7) orange red, yellow, green, blue, violet indigo, Light reflected, refracted or absorbed. Light polarized - light when passed thro certain bodies only refracts in certain directions:

Can any body live without light: reptiles have been dug out where there cd. only be darkness - fœtus in utero 1 seed in ground examples of possibility of bodies living without light.

Rays of light do not penetrate below 100 fathoms surface of water:

Professor Baily in his experiments found shells, kind of mollusca in very low water

Tuesday Nov. 9th 1858.

Vis medicatrix sometimes becomes vis necatrix. In laryngitis simosa or inflam. of mucous follicles vis medicatrix often becomes necatrix.

Nature frequently requires to be assisted when mortification ensues nature separates the sound from unsound flesh. Nature leans one longer than is right. Better to wait till line of demarcation is formed.

Energy of vis medicatrix depends on constitution of patient.

Certain diatheses make a difference as scorbutus, cachexia, nervous they require more assistance than phlegmasiæ sanguineus or phlegmatic.

State of nervous system concerned in it. Bedsores example of weakened state of vis vitæ remedied by stimulants.

Persons of irritable temperament require assistance.

Repose of body necessary in treatment of disease

Efforts of vis med. observed in Conversion of disease in Phthisis - Cures take place - by tubercular exudation becoming isolated & detached & removed: cavity contracts &
By Conversion into Calcareous Substance
——— of tubercles into tumors & fatty products. In aneurisms.
if allowed to take its own course ~~dea~~ sac finally opens & fatal hemorrhage occurs: sac sometimes filled up tumor formed which presses on cardiac side:
Practical lessons. Nature cures diseases of itself if let alone. (Diseases wh. get well of themselves. Catarrhs. Inflammation Nervous diseases.) That we are to look at several efforts of nature as salutary. In pleurisy after effusion of serum takes place &, relieves patient materially - In treatment of wounds: medical interference not to be carried too far.
(3) Assist nature as much as possible.
Expectant physicians - do not administer food when nausea exists - gives water when thirst is felt - ~~[illegible]~~: reduces heat of surface - takes light fr. inflamed eyes.

example of vis vitae.
Union in fracture: excess of osseous matter thrown out reabsorbed: Union generally suff. solid at end of six or 8 weeks: complete union does not occur till 8 or 10 mos.
vis medicatrix exemplified in prevention of evil. In hepatic abscess - reaching surface - it breaks & discharges externally: In stone in bladder. diverticulum or sac formed into wh. stone drops: In extra uterine pregnancies - altered fœtus remains a long time - 40 yrs: one instance. fœtus conv. into porcelainous substance. Two diseases cannot exist in body at same time.
Shivering - precursor of catarrh & inflammations. supposed it is caused by retropulsion of blood fr. external organs. When person fals no bad effects fr. cold there is a perfect relation between blood vessels or external & internal organs. On crises
Crit. days 3. 5. 7. 9. 11. 14. 17. 20

3. Union by 1st intention or primary adhesion
jelly looking subs. thrown out called
adhesive lymph - becomes vascular
is transformed into fibro-cellular
membrane; fatty tissue not cov'd so
rapidly 8 or 10 hours req'd. 8. or ten
days req'd in case of bone
Granulation: inflam^n has set in.
deep chasm is left: granulation
like red conical point - red bleeds easily
discharges pus. To microscope consists
of 3 layers lower cells being converted
into fibro cellular tissue - cells
above imperfect.
Wounds may get well by granulations
coalescing.
~~[illegible]~~: In wounds of heart life
not immediately arrested.
If wound is parallel to fibres of h. life
preserved longer than when wound
is athwart these. Recovery after
gr. wounds - scythe impaled a man thro'
chest - wound in head so that brain
exaped ~~health~~ recovery took place
in both cases.

Direct connection between vis vitae & life commences with health of embryo.
Cause as it were of development, prod forms of tissues: gives life to matter.
Cause of growth – after body has attained free dimensions endows it with recuperative faculty. vis vitae is
1. Formative: 2 Self multiplying: 3
Recuperative:
Maintains nutrition:
1st ly Tends to restore lost parts –
~~Exemplar when~~ example – portion of body separated when reapplied union occurs.
Cond.s (temp. not to low. blood not coagulated.) 2. Crab after losing claw often acquires a 2nd: – In spontaneous amputation in utero quasi toes or fingers sometimes observed which have been reproduced.
vis med: shewn in healing of wounds: by scabbing, blood dues forms crust nucleated has terra thrown out: by coalescence. does not often occur: growing in of flesh on one side into other.

Materia Medica. Nov.r 8th 1858

1st lecture. 8 A.M.

Vis medicatrix naturae; principle inherent in the system, accord.g to some is a distinct entity & to others - quality or emanation sometimes called vis naturae object to distinguish it fr physical & chemical vital force distinct from the two latter - vital force originates with life & continues with it: vital force overpowers chemical & physical. latter tend to decomposition mortification ~~are~~ example of power of vis vitae - when black - physical & chem.l forces are in power.

Diff. views entertained of vis vitae accord.g to one seigned in stomach. Stact calls it rational soul - every where diffused. Wrpfer says it resides in nervous system - these mere speculations!

Vis medicatrix differs in 2 particulars
1 Essential force others accidental
2 Absolute. others Contingent.

H 26/3 Rc 22/6 26

Millers Principles of 22/6

William Whitwell Surgery 22/6

Principles of Surgery

Principles William Whitwell

Philipsburg

21/slg Principles of C.E.

Excision

21





G.W. Campbell M.A.M.D.

&c &c

Professor of Surgery

McGill College

Montreal



...ateria Medica. Nov.r 8th 1858

1st lecture. 8 A.M.

...dicatrix naturae; principle inherent ... system, accord.g to some is a distinct ... to others - quality or emanation ... mes called vis naturae object to ... ish it for physical & chemical ... force distinct from the two latter - ...al force originates with life & continues ... it: vital force overpowers chemical ... physical. latter tend to decomposition ... ortification ~~are~~ example of power of ... vitae - when black - physical & chem.l ... ces are in power.

...iff. views entertained of vis vitae ... accord.g to one seigned in stomach. ... tact calls it rational soul - every ... when diffused. Wrestler says it resides ... nervous system - these mere speculations!

Vis medicatrix differs in 2 particulars
1 Essential force others accidental
2 Absolute. others Contingent.


Memorandum
Principles of
Surgery
Principles of
Surgery
Principles of
Surgery

Mat[illegible] Medica. Nov.r 8th 1858

1st lecture. 8 A.M.

[illegible] of naturae; principes inherent

[illegible] accord.g to some is a distinct

[illegible]thers - quality or emanation

[illegible] called vis naturae object to

[illegible]ish it for physical & chemical

force distinct from the two latter -

force originates with life. & continues

[illegible]: vital force overpowers chemical

[illegible]sical. latter tend to decomposition

[illegible]ficate ~~are~~ example of power of

[illegible]tae - when black - physical & chem.l

are in power.

[illegible] views entertained of vis vitae

[illegible]g. to one seigned in stomach.

[illegible] calls it rational soul - very

diffused. Wrightfer says it resides

[illegible]vous system - these mere spec-

[illegible]tions!

Medicature differs in 2 particulars

Essential force others accidental

Absolute. others Contingent.

JC 26/3 Rc 22/6 26

Millers Principles of 22/6

William Whitwell Surgery 22/6

Principles of Surgery

Principles William Whitwell

Philipsburg

21/Sly Principles of C.E.

Excision

21





G.W. Campbell MacMD

&c &c

Professor of Surgery

McGill College

Montreal



1857-58 Students
in class in Surgery

1 Pousset
2 Duncan
3 Coleman
4 Patton
5 Mignault
6 Tait
7 Thyfault
8 King
9 Miller
10 Bowman
11 Sherriff
12 Boyart
13 Robitaille
14 Chevalier
15 Anet
16 Cunningham
17 Taylor
18 Fraser
19 McMillan
20 Burnham
21 Pickup
22 Robiaard
23 McGarry
24 Duttamel
25 Battersby
26 Leclair
27 English
28 Powell
29 Lyons
30 Warren
31 Hudson
32 Gibson
33 Robitaille
34 Whitwell
35 Harkin
36 Roberts
37 Haulbert
38 McLean
39 Carter

Cauliaud Contd
agne
eadem spid. infec
Causes

collodion
gum mastic
gum mastic

Montreal

Collodion

Consignment

F. T. Whitwell



MS
Acc. no. 280
1856
v.1

Master, [illegible]

The Cli[illegible]

Wednesday (this day), Marc[illegible]
Thursday, March 8 .....
Saturday, March 10 .....
Monday, March 12 ..... Mere Tow[illegible]
Wednesday, March 14 ..... Warmincham
Thursday, March 15 ..... Norley
Saturday, March 17 .....

At half-past ten.

No notice of marriage or death can be inserted unless authorised by the name and address of the sender. Notices of births must be paid for as advertisements.

BIRTHS.

On the 5th inst. the wife of the Rev. GEORGE J. COR[illegible] M.A. curate of Norton, and master of the Grammar Sch[illegible] ventry, of a son.

On the 4th inst. at Chapel Town, Turton, the w[illegible] HAWORTH, of a son.

MARRIED.

On the 4th inst. at St. Thomas's Chur[illegible] G. Phillpott, M.A. Mr. THOMAS L[illegible] son of Mr. J. Loyd, builder, of St[illegible] daughter of the late Mr. ROBE[illegible] city.

On the 3d inst. at the Pa[illegible] H. Nowers, Mr. BENJA[illegible] to ELIZABETH ABB[illegible] Sand[illegible]lagna.